

Network layer: Overview

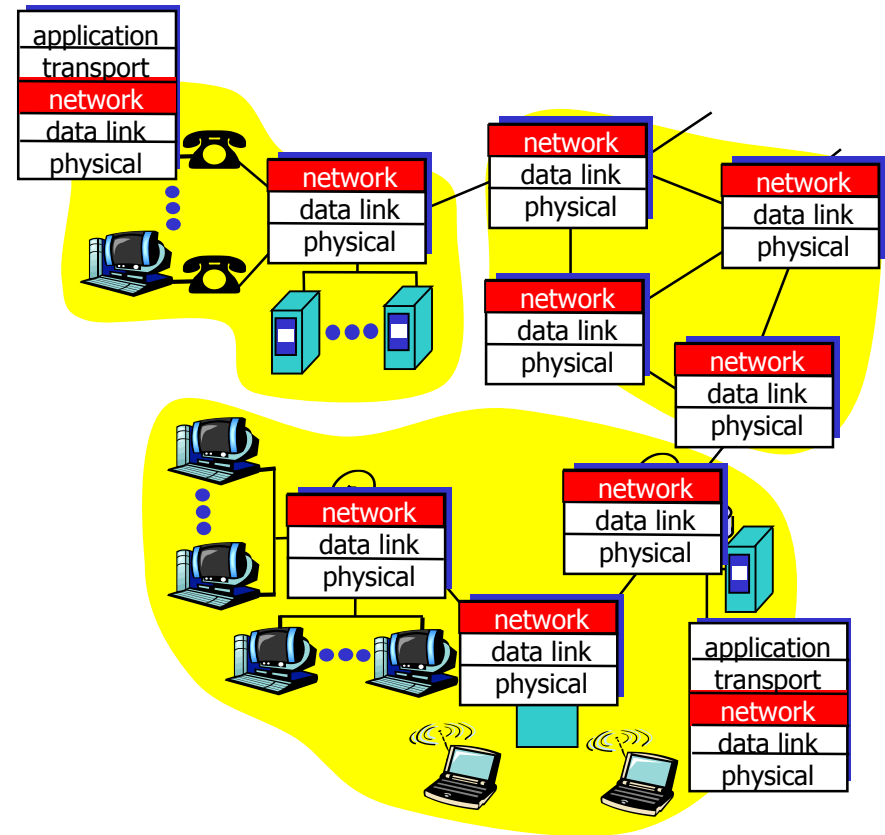
- ❑ Network layer functions
- ❑ Routing
- ❑ IP
- ❑ Forwarding

Network Layer Functions

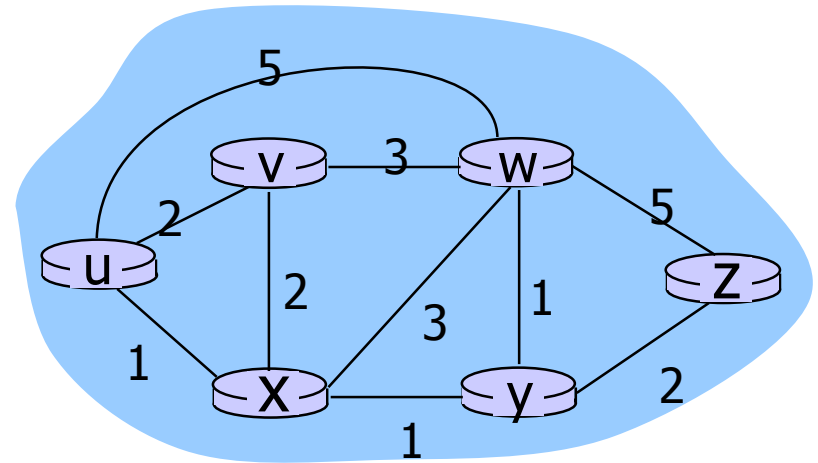
- ❑ Transport packet from sending to receiving hosts (processes)
- ❑ Network layer protocols in *every* host, router

Three important functions:

- ❑ *Addressing*
- ❑ *Path determination*: route taken by packets from source to dest. *Routing algorithms*
- ❑ *Switching/forwarding*: move packets from router's input to appropriate router output



Graph abstraction for routing



Graph: $G = (N, E)$

$N =$ set of routers $= \{ u, v, w, x, y, z \}$

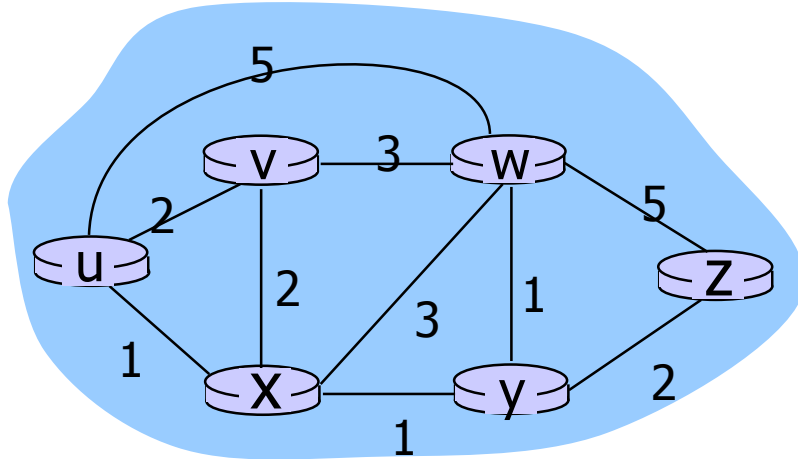
$E =$ set of links $= \{ (u, v), (u, x), (v, x), (v, w), (x, w), (x, y), (w, y), (w, z), (y, z) \}$

Path: Sequence of meeting edges (routers)

Remark: Graph abstr. is useful in other network contexts

Example: P2P, where N is set of peers
and E is set of TCP connections

Graph abstraction: Costs



- $c(x, x')$ = cost of link (x, x')
 - e.g., $c(w, z) = 5$
- Cost can be always 1, or inversely related to bandwidth, or inversely related to congestion

Cost of path $(x_1, x_2, x_3, \dots, x_p) = c(x_1, x_2) + c(x_2, x_3) + \dots + c(x_{p-1}, x_p)$

Question: What's the least-cost path between u and z ?

**Routing algorithm: Alg. that finds "good" path
(typically: least cost path)**

Routing algorithm classification

Global or decentralized information?

Global:

- ❑ All routers have complete topology, link cost info
- ❑ “Link state” algorithms

Decentralized:

- ❑ Router knows physically-connected neighbors, link costs to neighbors
- ❑ Iterative process of computation, exchange of info with neighbors
- ❑ “Distance vector” algorithms

Static or dynamic?

Static:

- ❑ Routes change slowly over time

Dynamic:

- ❑ Routes change more quickly
 - ❑ Periodic update
 - ❑ In response to link cost changes

A link-state routing algorithm

Dijkstra's algorithm

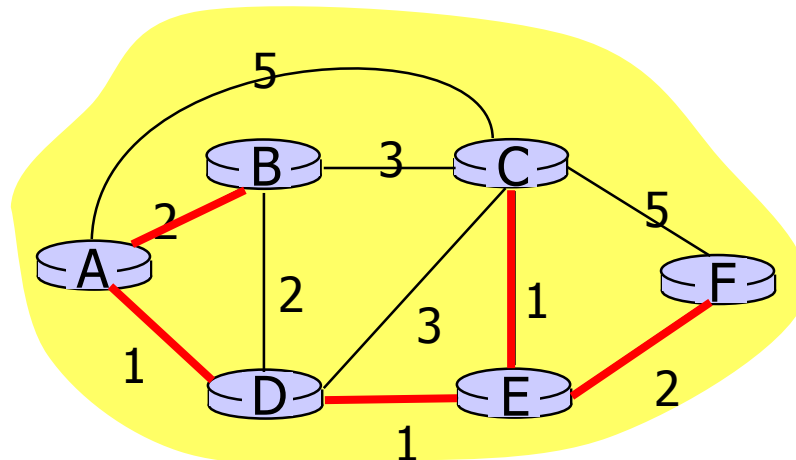
- Net topology, link costs known to all nodes
 - Accomplished via “link state broadcast”
 - All nodes have same info
- Computes least cost paths from one node (‘source’) to all other nodes
 - Gives **routing table** for that node
- Iterative: after k iterations, know least cost paths to k destinations

Notation:

- $c(i,j)$: Link cost from node i to j (infinite if not direct neighbors)
- $D(v)$: Current value of cost of path from source to v
- $p(v)$: Current predecessor of v along path from source to v
- N' : Set of nodes whose least cost path known

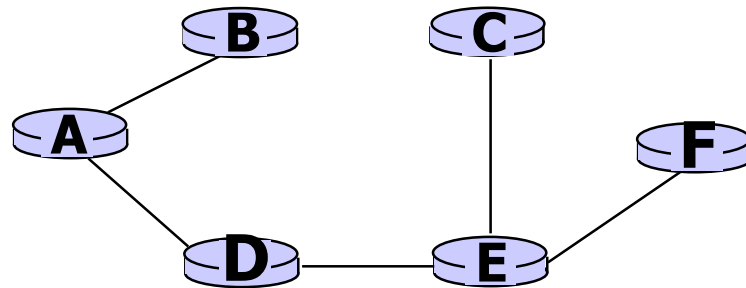
Dijkstra's algorithm: Example

Step	start N'	D(B),p(B)	D(C),p(C)	D(D),p(D)	D(E),p(E)	D(F),p(F)
→ 0	A	2,A	5,A	1,A	infinity	infinity
→ 1	AD	2,A	4,D		2,D	infinity
→ 2	ADE	2,A	3,E			4,E
→ 3	ADEB		3,E			4,E
→ 4	ADEBC					4,E
5	ADEBCF					



Dijkstra's algorithm: Example (2)

Resulting shortest-path tree from A:



Resulting forwarding table in A:

destination	link
B	(A,B)
D	(A,D)
E	(A,D)
C	(A,D)
F	(A,D)

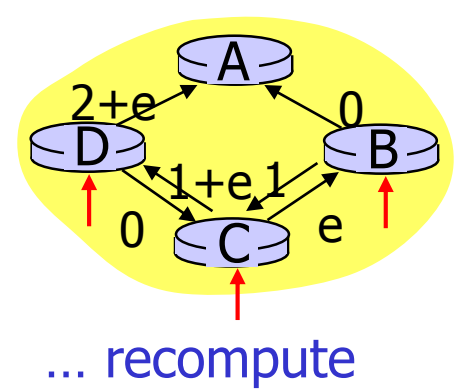
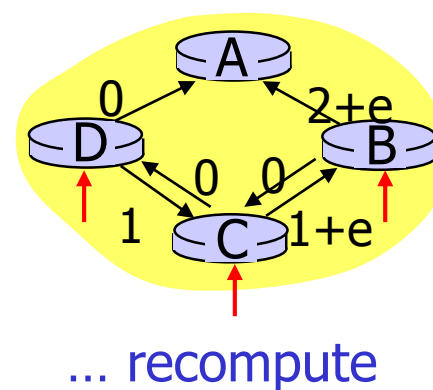
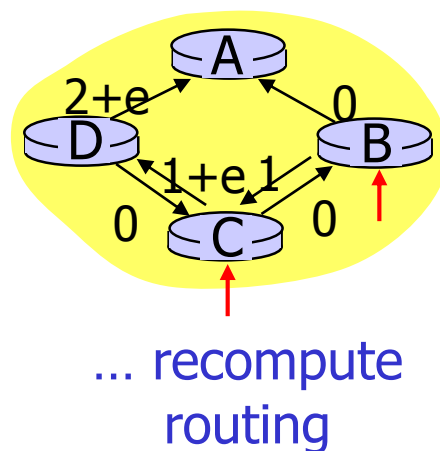
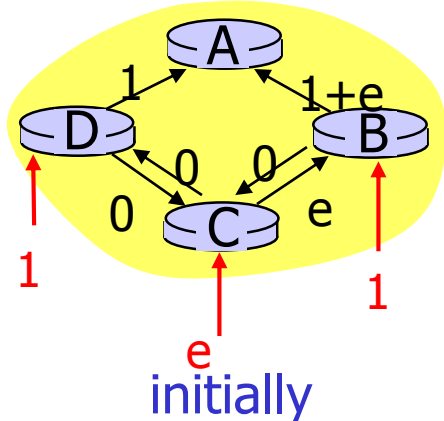
Dijkstra's algorithm: Discussion

Algorithm complexity: n nodes

- ❑ Each iteration: need to check all nodes, w , not in N'
- ❑ Depending on data structure: $O(n^2)$, $O(n \log n)$, ...

Oscillations possible:

- ❑ E.g., link cost = amount of carried traffic
 - ❑ Fix: randomized update times



Distance vector algorithm

Bellman-Ford Equation (dynamic programming)

Define

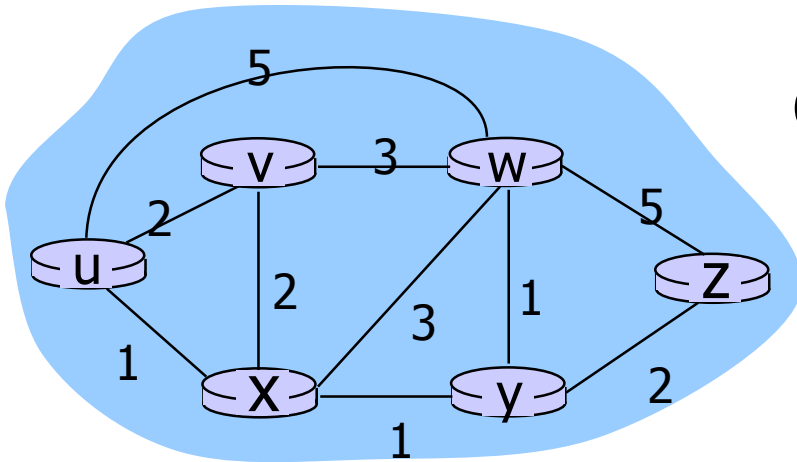
$d_x(y) :=$ cost of least-cost path from x to y

Then

$$d_x(y) = \min_v \{ c(x,v) + d_v(y) \}$$

where \min is taken over all neighbors v of x

Bellman-Ford: Example



Clearly, $d_v(z) = 5$, $d_x(z) = 3$, $d_w(z) = 3$

Bellman-Ford equation says:

$$\begin{aligned} d_u(z) &= \min_v \{ c(u,v) + d_v(z), \\ &\quad c(u,x) + d_x(z), \\ &\quad c(u,w) + d_w(z) \} \\ &= \min \{ 2 + 5, \\ &\quad 1 + 3, \\ &\quad 5 + 3 \} = 4 \end{aligned}$$

Node that yields minimum is next hop in shortest path → forwarding table

Distance vector algorithm (2)

- $D_x(y)$ = estimate of least cost from x to y
- Node x knows cost to each neighbor v : $c(x,v)$
- Node x maintains its *distance vector*
 $\mathbf{D}_x = [D_x(y): y \in N]$
- Node x also maintains its neighbors' distance vectors
 - For each neighbor v , x maintains $\mathbf{D}_v = [D_v(y): y \in N]$

Distance vector algorithm (3)

Basic idea:

- Each node periodically sends its own distance vector estimate to neighbors
- When a node x receives new DV estimate from neighbor, it updates its own DV using B-F equation:

$$D_x(y) \leftarrow \min_v \{c(x,v) + D_v(y)\} \quad \text{for each node } y \in N$$

- Under “natural” conditions the estimates of $D_x(y)$ converge to the actual least cost $d_x(y)$

$$D_x(y) = \min\{c(x,y) + D_y(y), c(x,z) + D_z(y)\}$$

$$= \min\{2+0, 7+1\} = 2$$

$$D_x(z) = \min\{c(x,y) + D_y(z), c(x,z) + D_z(z)\}$$

$$= \min\{2+1, 7+0\} = 3$$

node x

		cost to		
		x	y	z
from	x	0	2	7
	y	∞	∞	∞
	z	∞	∞	∞

		cost to		
		x	y	z
from	x	0	2	3
	y	2	0	1
	z	7	1	0

		cost to		
		x	y	z
from	x	0	2	3
	y	2	0	1
	z	3	1	0

node y

		cost to		
		x	y	z
from	x	∞	∞	∞
	y	2	0	1
	z	∞	∞	∞

		cost to		
		x	y	z
from	x	0	2	7
	y	2	0	1
	z	7	1	0

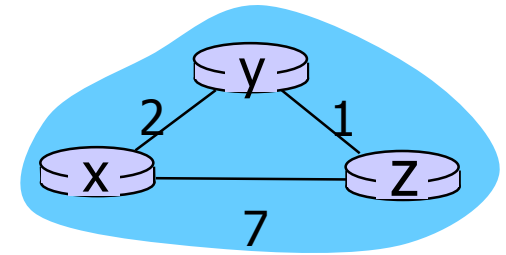
		cost to		
		x	y	z
from	x	0	2	3
	y	2	0	1
	z	3	1	0

node z

		cost to		
		x	y	z
from	x	∞	∞	∞
	y	∞	∞	∞
	z	7	1	0

		cost to		
		x	y	z
from	x	0	2	7
	y	2	0	1
	z	3	1	0

		cost to		
		x	y	z
from	x	0	2	3
	y	2	0	1
	z	3	1	0



time →

Distance vector algorithm (4)

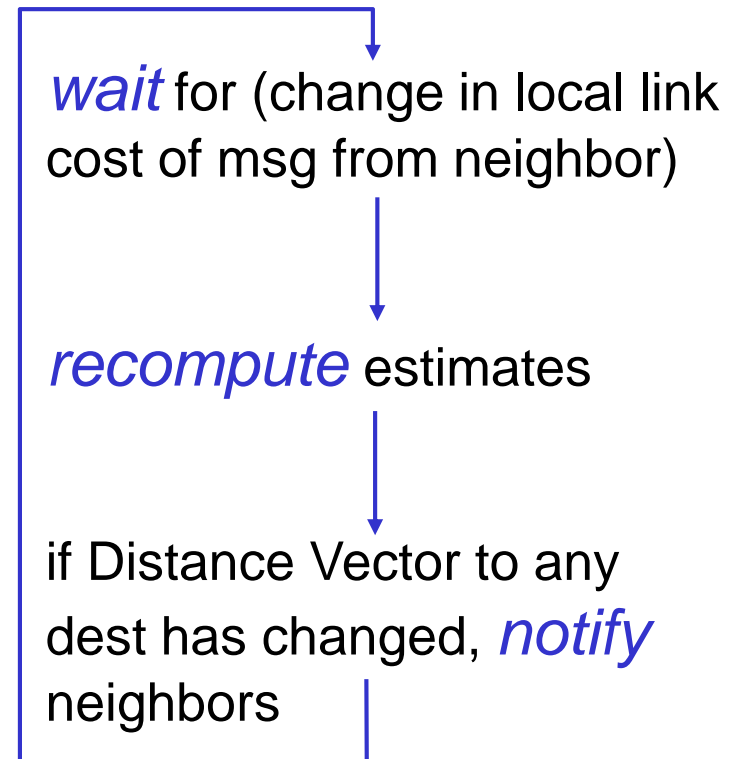
Iterative, asynchronous:

- Each local iteration caused by:
 - Local link cost change
 - DV update message from neighbor

Distributed:

- Each node notifies neighbors *only* when its Distance Vector changes
 - Neighbors then notify their neighbors if necessary

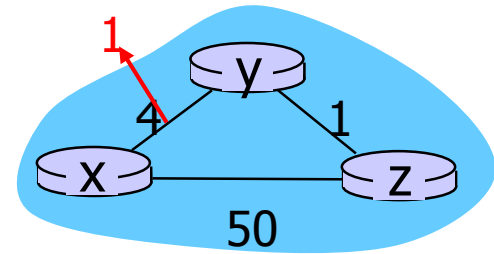
Each node:



Distance vector (DV): Link cost changes

Link cost changes:

- ❑ Node detects local link cost change
- ❑ Updates routing info, recalculates distance vector
- ❑ If DV changes, notify neighbors

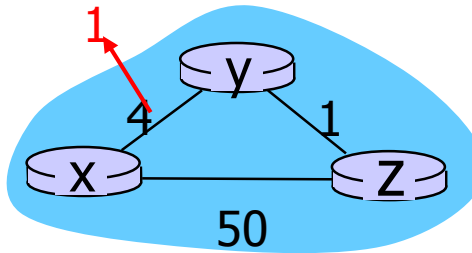


At time t_0 , y detects the link-cost change, updates its DV, and informs its neighbors.

“Good
news
travels
fast”

At time t_1 , z receives the update from y and updates its table. It computes a new least cost to x and sends its neighbors its DV.

At time t_2 , y receives z 's update and updates its distance table. y 's least costs do not change and hence y does *not* send any message to z .



node y table

		cost to		
		x	y	z
from	x			
	y	4 ¹	0	1
	z	5	1	0

		cost to		
		x	y	z
from	x			
	y	1	0	1
	z	5	1	0

		cost to		
		x	y	z
from	x			
	y	1	0	1
	z	2	1	0

node z table

		cost to		
		x	y	z
from	x			
	y	4	0	1
	z	5	1	0

		cost to		
		x	y	z
from	x			
	y	1	0	1
	z	5 ²	1	0

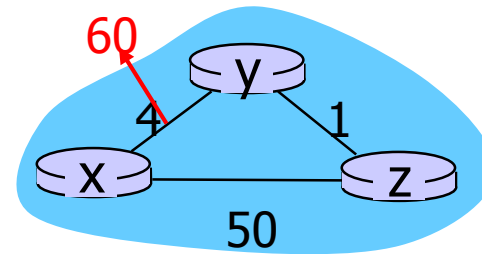
		cost to		
		x	y	z
from	x			
	y	1	0	1
	z	2	1	0

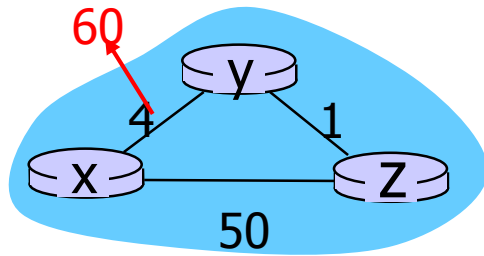
▶ time

Distance vector: Link cost changes (2.)

Link cost changes:

- ❑ Good news travels fast
- ❑ Bad news travels slow





$$D_y(x) = \min\{c(y,x) + D_x(x), c(y,z) + D_z(x)\}$$

$$= \min\{60 + 0, 1 + 5\} = 6$$

$$D_y(x) = \min\{c(y,x) + D_x(x), c(y,z) + D_z(x)\}$$

$$= \min\{60 + 0, 1 + 7\} = 8$$

node y table

		cost to		
		x	y	z
from	x	4 6	0	1
	y	4	0	1
	z	5	1	0

		cost to		
		x	y	z
from	x	6	0	1
	y	6	0	1
	z	5	1	0

		cost to		
		x	y	z
from	x	6 8	0	1
	y	6	0	1
	z	7	1	0

node z table

		cost to		
		x	y	z
from	x	4	0	1
	y	4	0	1
	z	5	1	0

		cost to		
		x	y	z
from	x	6	0	1
	y	6	0	1
	z	5 7	1	0

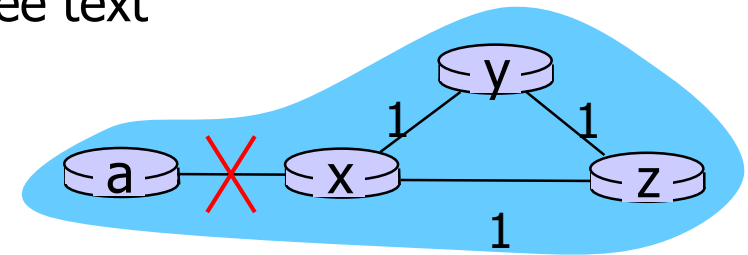
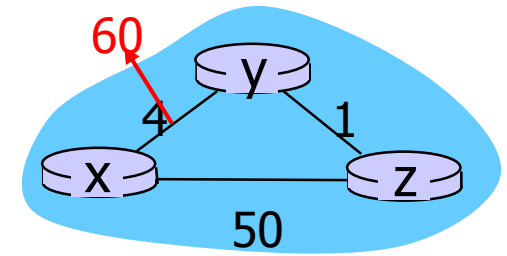
		cost to		
		x	y	z
from	x	6	0	1
	y	6	0	1
	z	7	1	0

time →

Distance vector: Link cost changes (3.)

Link cost changes:

- ❑ Good news travels fast
- ❑ Bad news travels slow - “count to infinity” problem!
 - ❑ 44 iterations before algorithm stabilizes: see text
- ❑ What happens here?



Poisoned reverse:

- ❑ If Z routes through Y to get to X :
 - ❑ Z tells Y its (Z' s) distance to X is infinite (so Y won' t route to X via Z)
- ❑ Will this completely solve count to infinity problem?

Comparison of LS and DV algorithms

Message complexity

-
-

Speed of Convergence

-
-

Robustness: What happens if router malfunctions?

LS:

-
-

DV:

-
-

Internet routing

So far – idealization

- ❑ All routers identical
- ❑ Network “flat”

... *not* true in practice

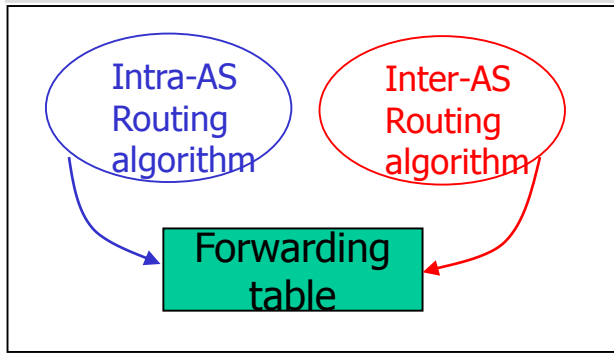
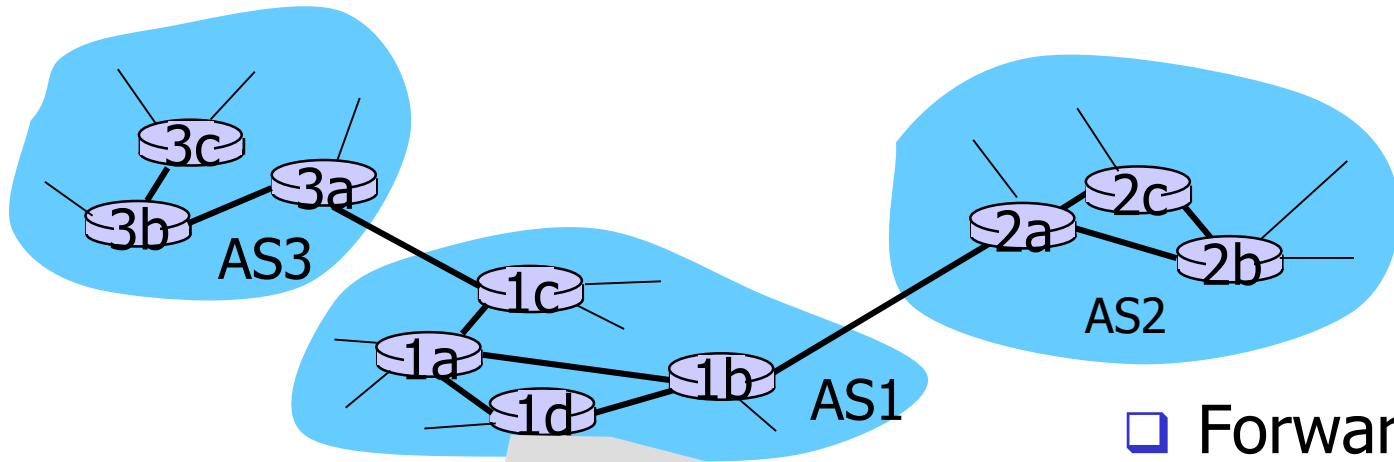
Scale: With 850 million destinations:

- ❑ Can't store all dest's in routing tables!
- ❑ Routing table exchange would swamp links!

Administrative autonomy

- ❑ Internet = network of networks
- ❑ Each network admin may want to control routing in its own network
- ❑ Aggregate routers into regions, **“autonomous systems” (AS)**
- ❑ Routers in same AS run same routing protocol
 - ❑ **“Intra-AS” routing** protocol
 - ❑ Routers in different AS can run different intra-AS routing protocol

Interconnected ASes



- ❑ Forwarding table is configured by both intra- and inter-AS routing algorithm
 - ❑ Intra-AS sets entries for internal dests
 - ❑ Inter-AS & Intra-AS set entries for external dests

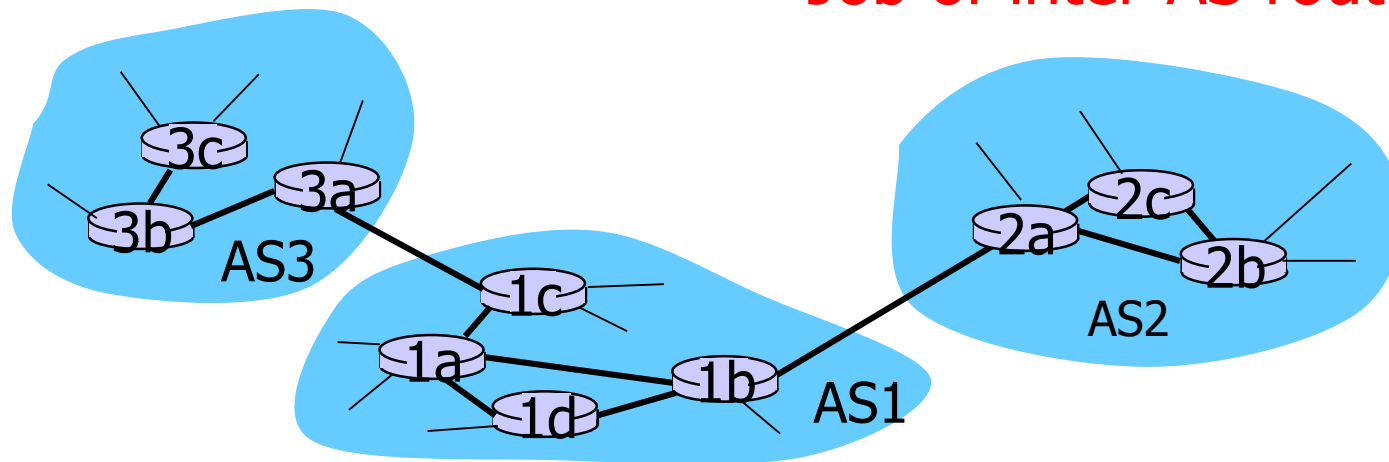
Inter-AS Tasks

- ❑ Suppose router in AS1 receives datagram for dest outside of AS1
 - ❑ Router should forward packet towards an AS-border router, but which one?

AS1 needs ...

1. ... to learn which dests are reachable through AS2 and which through AS3
2. ... to propagate this reachability info to all routers in AS1

Job of inter-AS routing!



Intra-AS routing

- ❑ Also known as **Interior Gateway Protocols (IGP)**
- ❑ Most common Intra-AS routing protocols:
 - ❑ **RIP: Routing Information Protocol**
 - Distance vector protocol (based on Bellman-Ford)
 - Routers periodically exchange reachability info with their neighbors
 - Distance metric: Hop count
 - Advantage: Simple, minimal communication overhead
 - Disadvantage: Long convergence times, loop detection

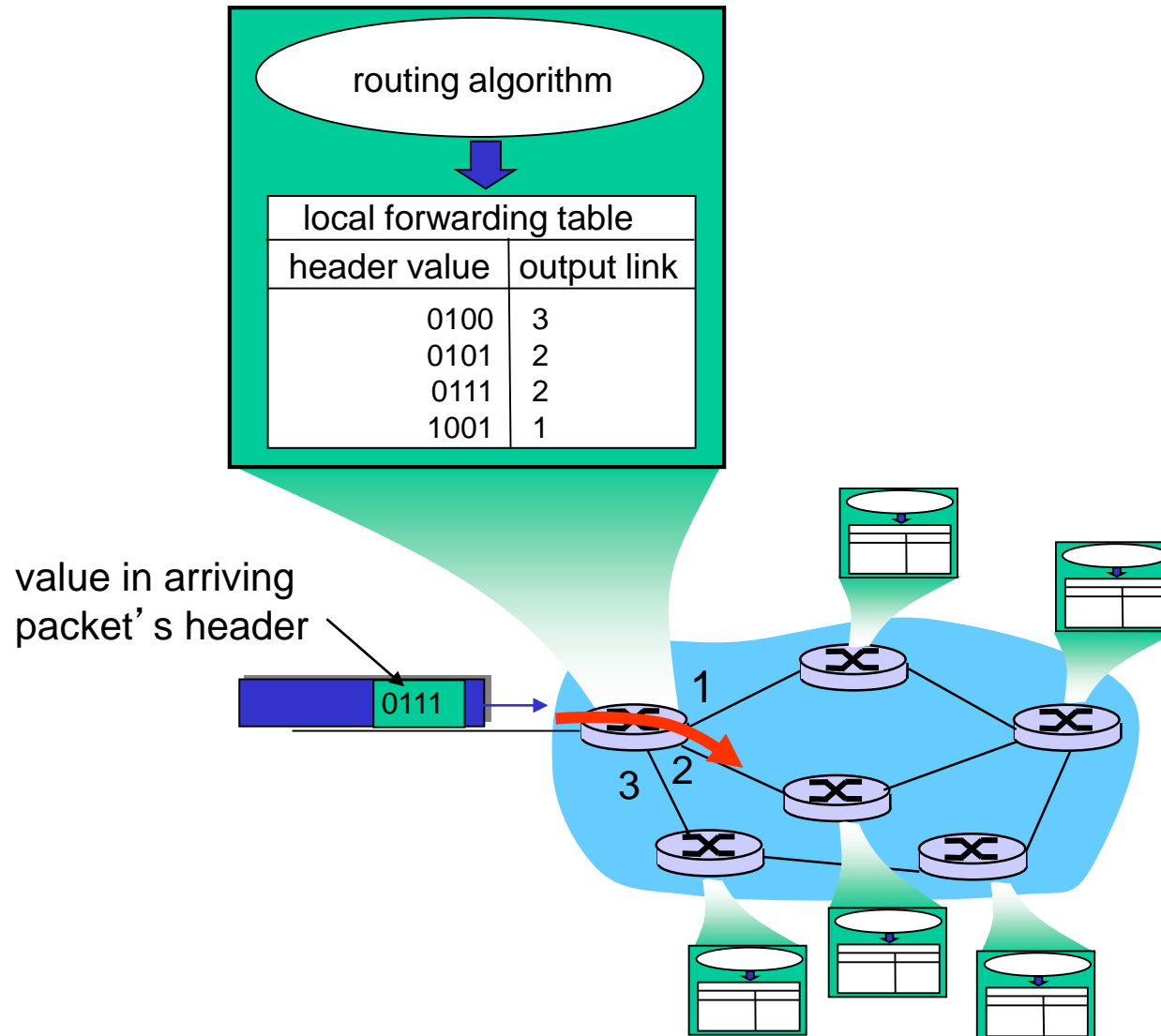
Intra-AS routing protocols

- ❑ **OSPF: Open Shortest Path First**
 - ❑ Link state protocol (based on Dijkstra)
 - ❑ Routers periodically flood immediate reachability information to all other routers
 - ❑ Distance metric: administrative weight
 - ❑ Advantage: fast convergence
 - ❑ Disadvantage: complexity and communication overhead

Intra-AS routing protocols

- ❑ **ISIS:** Intermediate-System-to-Intermediate-System (ISO 10589) (link state)
- ❑ **IGRP:** Interior Gateway Routing Protocol (Cisco proprietary) (distance vector)
- ❑ **EIGRP:** Enhanced Interior Gateway Routing Protocol (Cisco proprietary) (enhanced distance vector)

Interplay between routing and forwarding

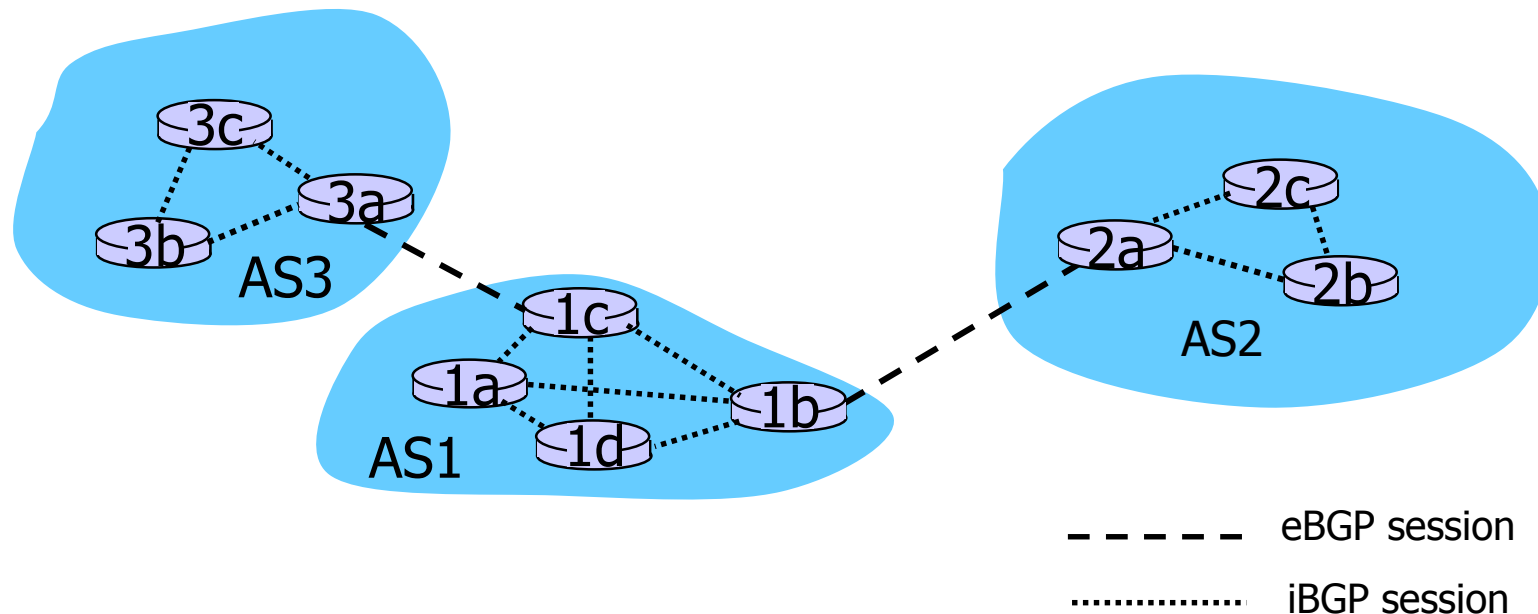


Internet Inter-AS routing: BGP

- ❑ *The de facto* standard: **Border Gateway Protocol (BGP)**
- ❑ BGP provides each AS a means to:
 1. Obtain subnet reachability information from neighboring ASs
 2. Propagate reachability information to all routers in the AS
 3. Determine “good” routes to subnets based on reachability information and routing policy.
- ❑ Allows a subnet to advertise its existence to rest of the Internet: *“I am here”*
- ❑ Issues:
 - ❑ Which routing algorithm?
 - ❑ How are routes advertised?
 - ❑ How to implement routing policies?

BGP Basics

- ❑ Pairs of routers (BGP peers) exchange routing info over semi-permanent TCP connections: **BGP sessions**
- ❑ Note that BGP sessions do not correspond to physical links.
- ❑ When AS2 advertises a prefix to AS1, AS2 is *promising* it will forward any datagrams destined to that prefix towards the prefix.
 - ❑ AS2 can aggregate prefixes in its advertisement



BGP is a path vector protocol

- ❑ Distance vector algorithm with extra information
 - ❑ Two important attributes:
 - **AS-PATH**: contains all ASs along the way: AS 67 AS 17
 - **NEXT-HOP**: Indicates the specific internal-AS router to next-hop AS.
 - ❑ Path can be used to make routing decisions, e.g., to avoid loops
 - ❑ Pure distance vector does not enable policies
 - ❑ Link state does not scale and exposes policies
- ❑ When advertising a prefix, advert includes BGP attributes
 - ❑ Prefix + other attributes = “route”
- ❑ When gateway router receives route advertisement, uses **ingress filters** to accept/decline
 - ❑ Can make decision based on ASes on path, e.g., to avoid loops

BGP messages

Peers exchange BGP messages using TCP

❑ OPEN:

- Opens TCP conn. to peer
- Authenticates sender

❑ UPDATE:

- Advertises new routes (or withdraws old)

❑ KEEPALIVE:

- Keeps conn alive in absence of UPDATES, ACKs OPEN request

❑ NOTIFICATION:

- Reports errors in previous msg; closes a connection

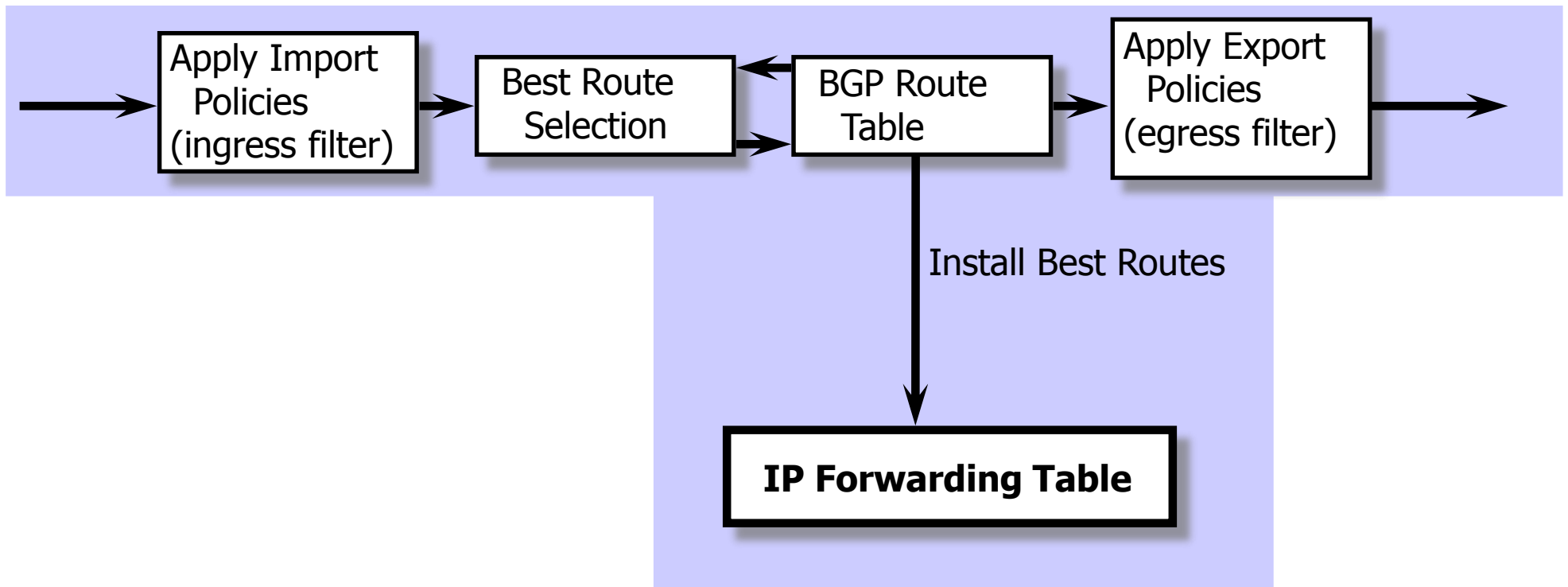
Process:

❑ Initialization: Open ⇒ Updates for all routes

❑ Ongoing: Updates for changed routes

BGP route processing

Receive BGP Updates Apply Policy = filter routes & tweak attributes Based on Attribute Values Best and Alternate Routes Apply policies to Best Routes! Transmit BGP Updates



Routing policy

- ❑ Reflects goals of network provider
 - ❑ Which routes to accept from other ASes
 - ❑ How to manipulate the accepted routes
 - ❑ How to propagate routes through network
 - ❑ How to manipulate routes
 - ❑ before they leave the AS
 - ❑ Which routes to send to another AS

Routing policy: Examples

- ❑ **Honor business relationships**

(E.g., customers get full-table; peers only customer prefixes)

(E.g., prefer customer routes over peer routes over upstream routes)

- ❑ **Allow customers a choice of route**

(E.g., on customer request do not export prefix to AS x, etc.)

- ❑ **Enable customer traffic engineering**

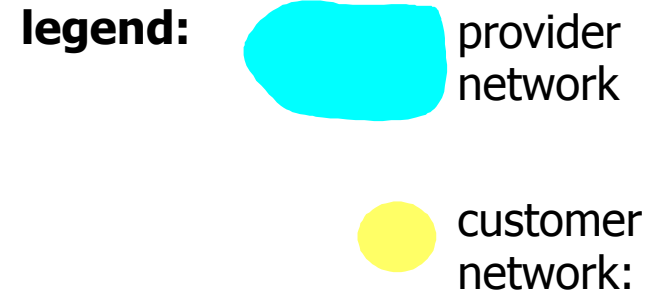
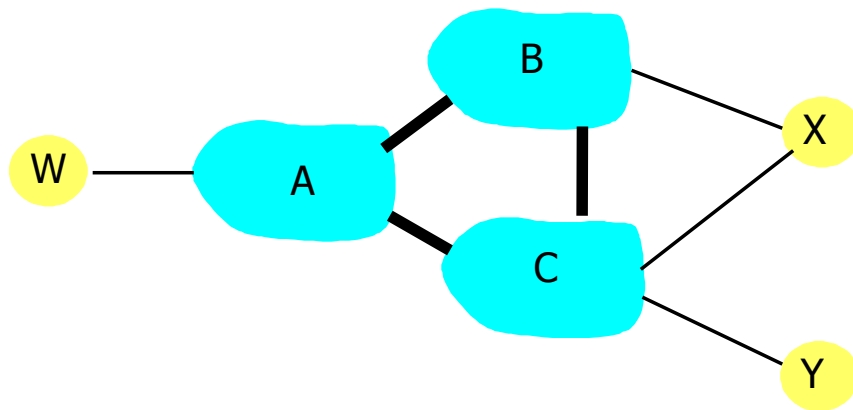
(E.g., prepend x times to all peers or to specified AS)

- ❑ **Enable DDoS defense for customers**

(E.g., blackholing by rewriting the next hop)

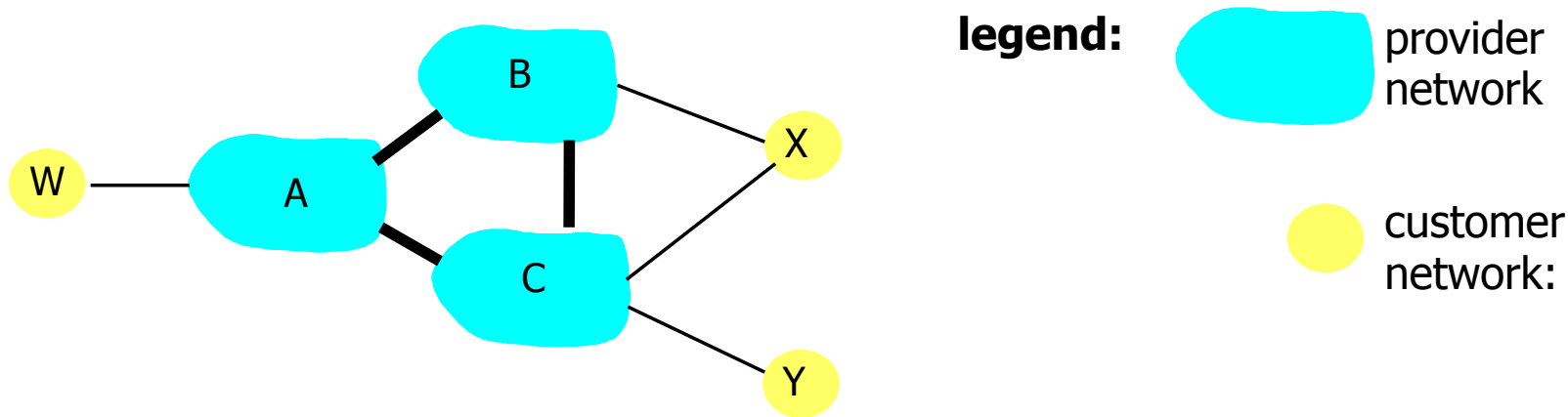
- ❑ ...

BGP routing policy



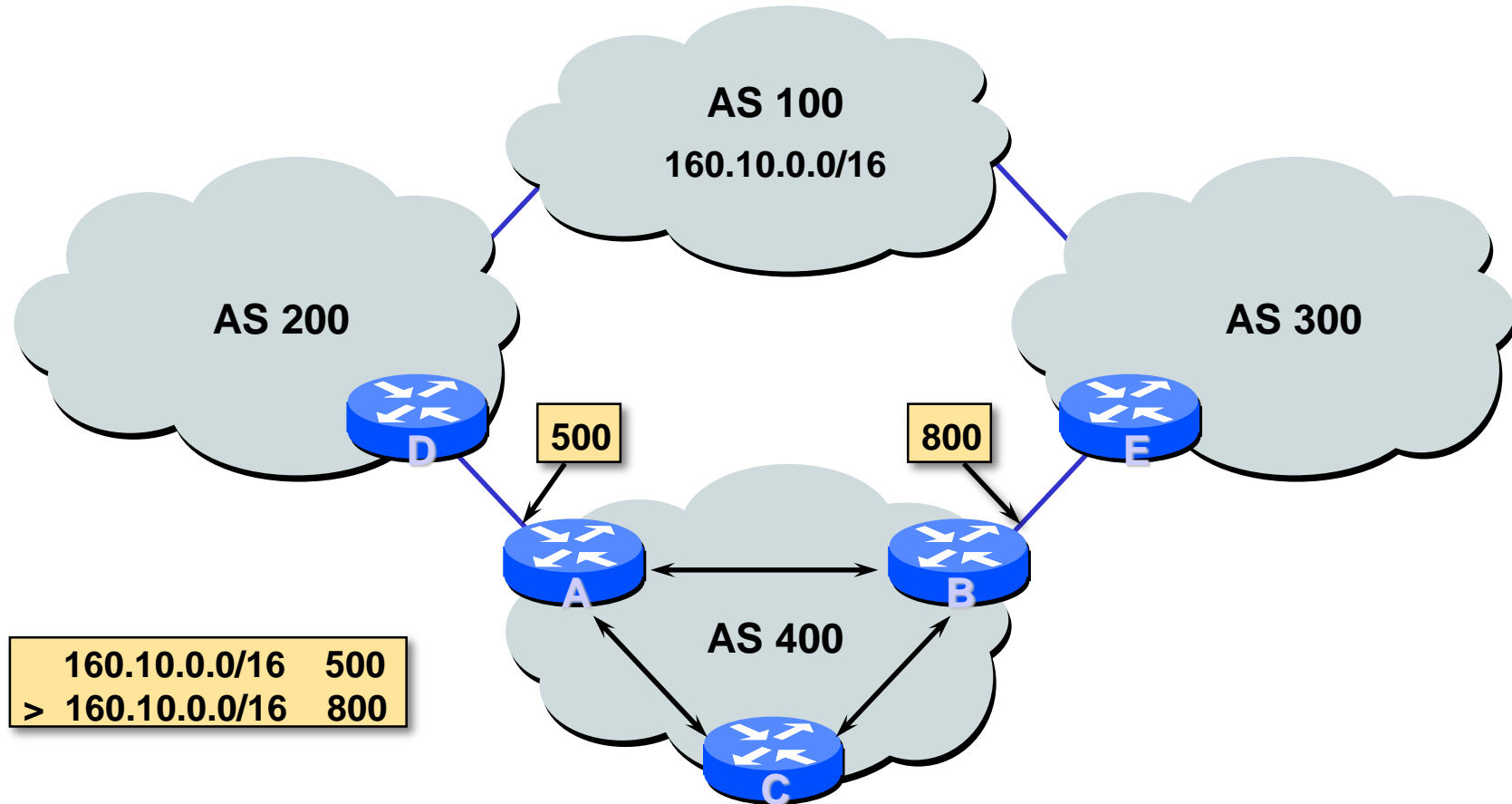
- ❑ A,B,C are **provider networks**
- ❑ X,W,Y are **customer** (of provider networks)
- ❑ X is **dual-homed**: attached to two networks
 - ❑ X does not want to route from B via X to C
 - ❑ .. so X will not advertise to B a route to C

BGP routing policy (2.)



- ❑ A advertises to B the path AW
- ❑ B advertises to X the path BAW
- ❑ Should B advertise to C the path BAW?
 - No way! B gets no “revenue” for routing CBAW since neither W nor C are B’s customers
 - B wants to force C to route to w via A
 - B wants to route *only* to/from its customers!

Local preference attribute



- ❑ Path with highest local preference wins
- ❑ Allows providers to prefer routes

BGP route selection

- ❑ Router learn > 1 route to some prefix
- ❑ Router must select best route.
- ❑ **Elimination rules:**
 1. Local preference value attribute: policy decision
 2. Shortest AS-PATH
 3. Best MED (multi-exit-discriminator)
 4. Closest NEXT-HOP router: hot potato routing
 5. Additional criteria
 6. IP address of peer

Different types of ASs

- ❑ Providers: Offer connectivity to direct customer offer transit to other ISPs
- ❑ Customers: Buy connectivity from providers
- ❑ Peers: Exchange customers traffic at no cost
- ❑ Siblings: others

	Own Routes	Customer's Routes	Sibling's Route	Provider's Route	Peer's Route
Exporting to a Provider	×	×	×		
Exporting to a Customer	×	×	×	×	×
Exporting to a Peer	×	×	×		

OSPF (Open Shortest Path First)

- ❑ “Open”: Specification publicly available
- ❑ Uses the Link State algorithm
 - ❑ State: per router info about itself and attached networks
 - ❑ OSPF advertisements: propagates state
 - ❑ Link state database: state of all routers
 - ❑ Topology map: derived from link state database

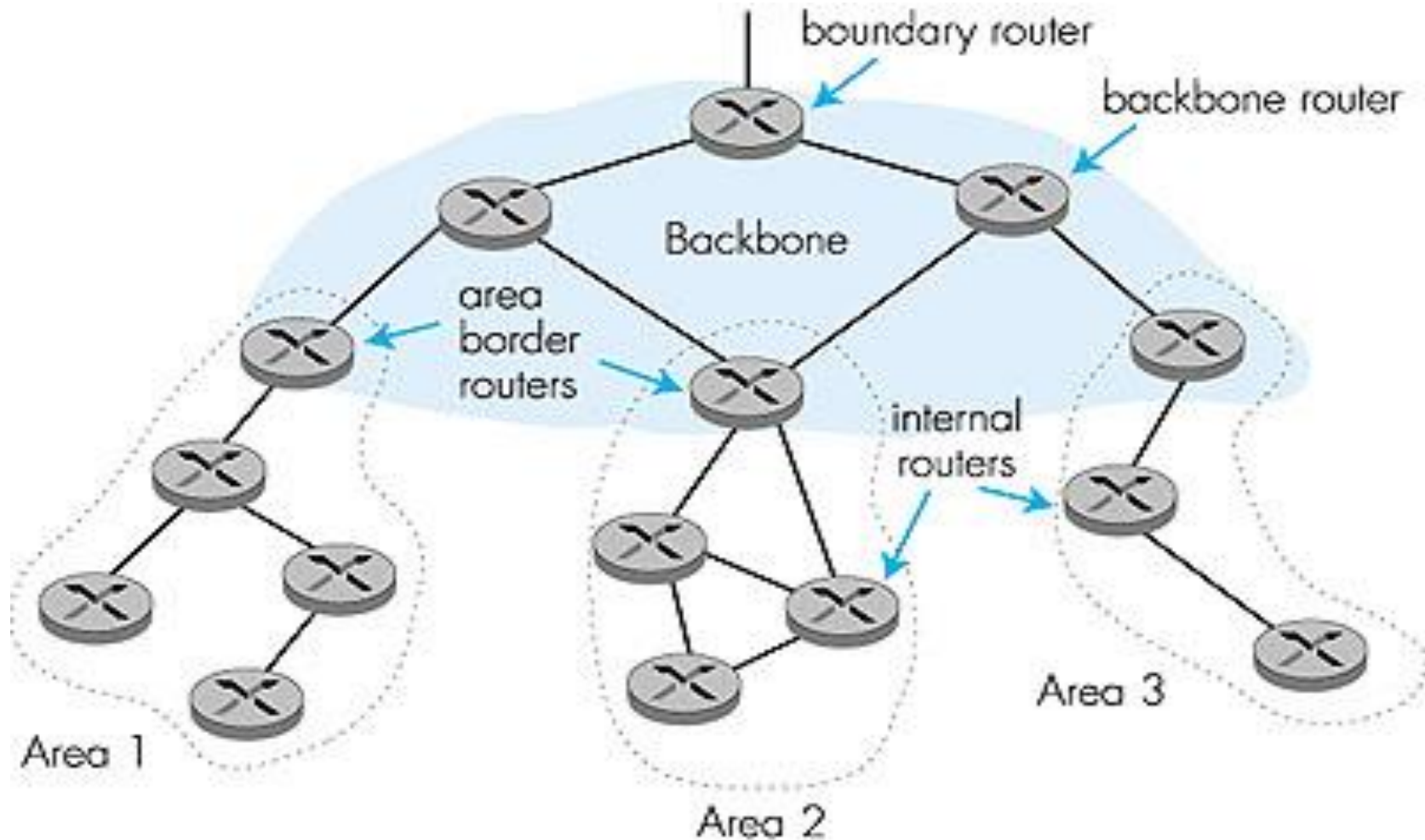
OSPFv2: Components

- ❑ Who is my neighbor?
 - ❑ Hello Protocol
- ❑ With whom I want to talk? (LAN!!!)
 - ❑ Designated router/Backup designated router concept
- ❑ What info am I missing?
 - ❑ Database synchronization
- ❑ How do I distribute info?
 - ❑ Advertisements disseminated to **entire** Autonomous System (via reliable flooding)
 - ❑ OSPF messages directly over IP (rather than TCP or UDP)
- ❑ Route computation
 - ❑ From link state database with Dijkstra's algorithm
 - ❑ Supports equal-cost path routing

OSPF “advanced” features

- ❑ **Security**: All OSPF messages are authenticated (to prevent malicious intrusion)
- ❑ **Multiple** same-cost **paths** allowed
- ❑ For each link, multiple cost metrics for different **TOS** (eg, satellite link cost set “low” for best effort; high for real time)
- ❑ Integrated **uni-** and **multicast** support:
 - ❑ Multicast OSPF (MOSPF) uses same topology data base as OSPF
- ❑ **Hierarchical** OSPF in large domains

Hierarchical OSPF



Hierarchical OSPF (2.)

- ❑ **Two-level hierarchy**: Local area and backbone.
 - ❑ Link-state advertisements only in respective areas.
 - ❑ Nodes in each area have detailed area topology; only know direction (shortest path) to networks in other areas.
- ❑ **Area Border routers** “summarize” distances to networks in the area and advertise them to other Area Border routers.
- ❑ **Backbone routers**: Run an OSPF routing algorithm limited to the backbone.
- ❑ **Boundary routers**: Connect to other ASs.

Why different Intra- and Inter-AS routing?

Policy:

- ❑ Inter-AS: Admin wants control over how its traffic routed, who routes through its net.
- ❑ Intra-AS: Single admin, so no policy decisions needed

Scale:

- ❑ Hierarchical routing saves table size, reduced update traffic

Performance:

- ❑ Intra-AS: Can focus on performance
- ❑ Inter-AS: Policy may dominate over performance

We need BOTH!