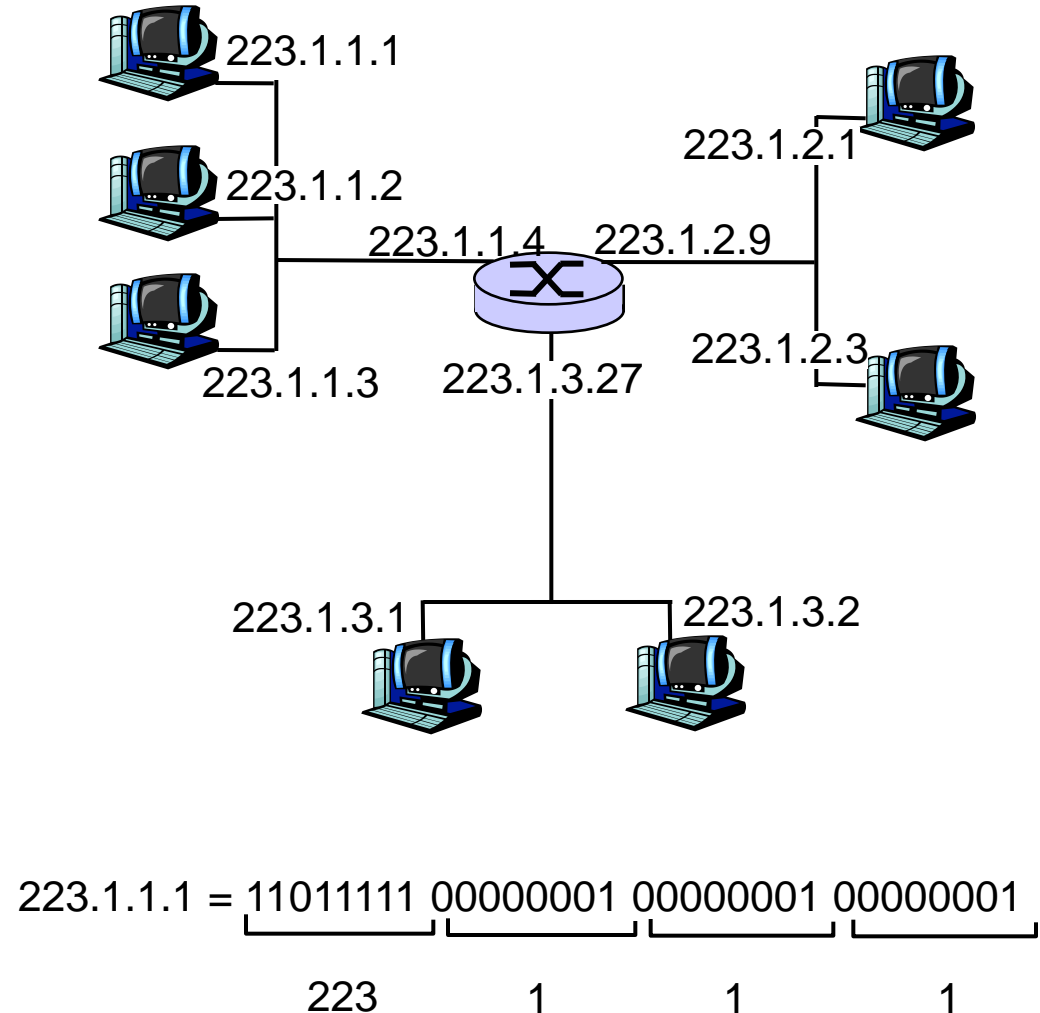


IP addressing

- ❑ IP address: 32-bit identifier for host, router *interface*
- ❑ *Interface*: Connection between host, router and physical link
 - routers typically have multiple interfaces
 - host may have multiple interfaces
 - IP addresses associated with interface, not host, router



IP addressing (2)

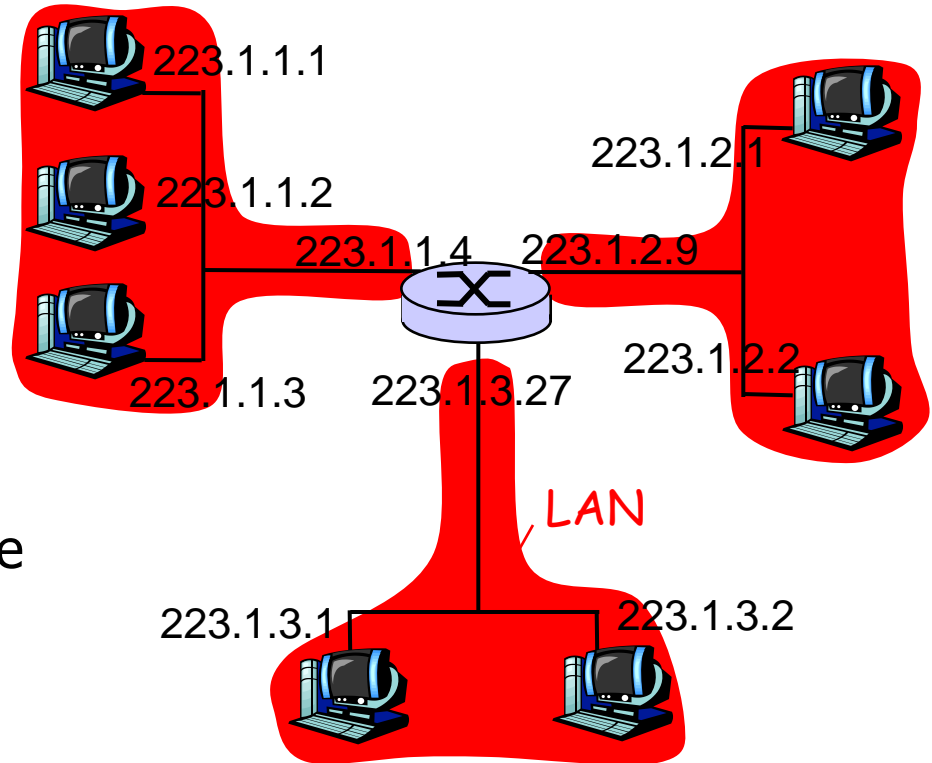
□ IP address:

- Network part (high order bits)
- Host part (low order bits)

□ *What's a network?*

(from IP address perspective)

- Device interfaces with same network part of IP address
- Can physically reach each other without intervening router



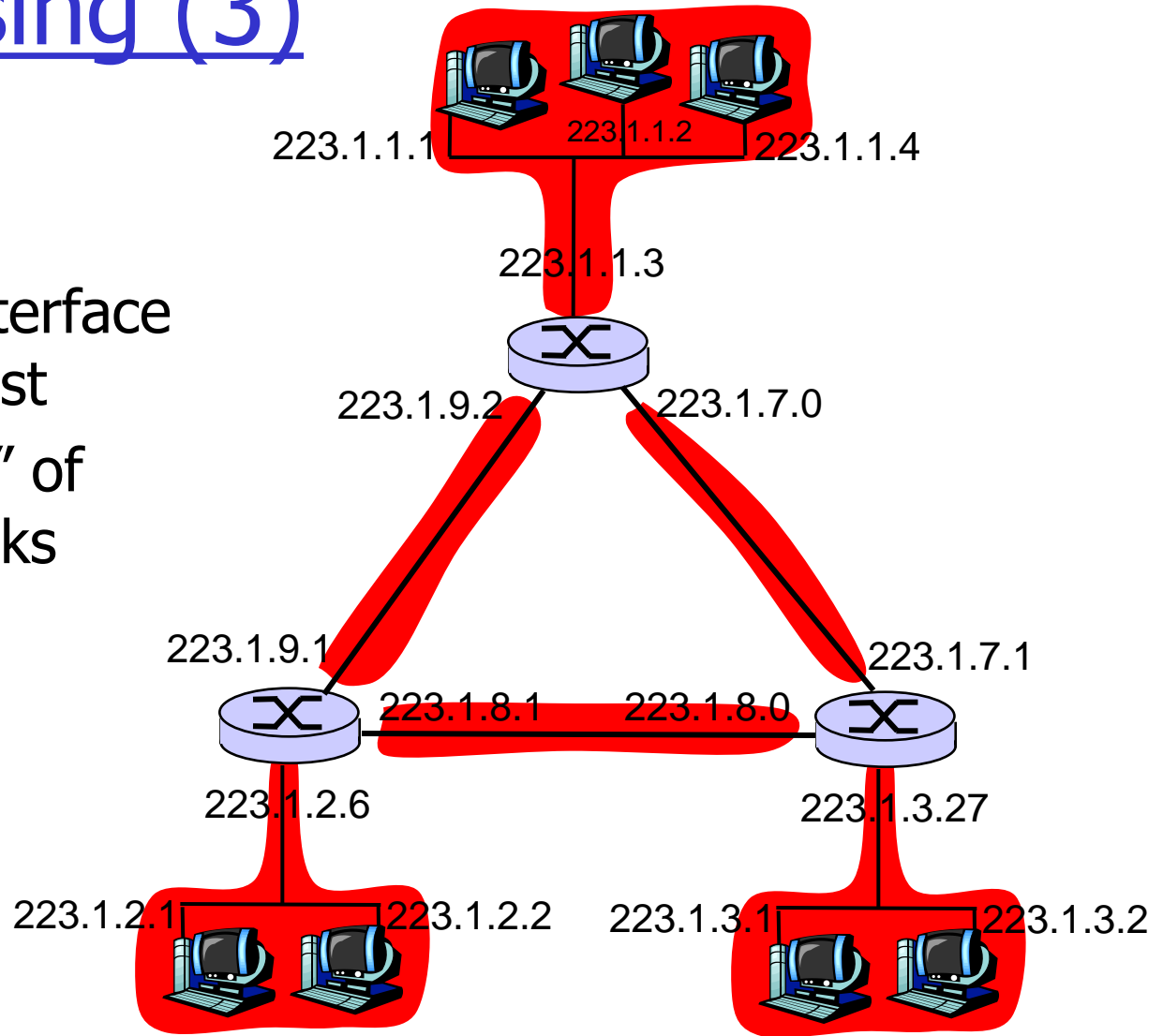
Network consisting of 3 IP networks
(for IP addresses starting with 223,
first 24 bits are network address)

IP addressing (3)

How to find the networks?

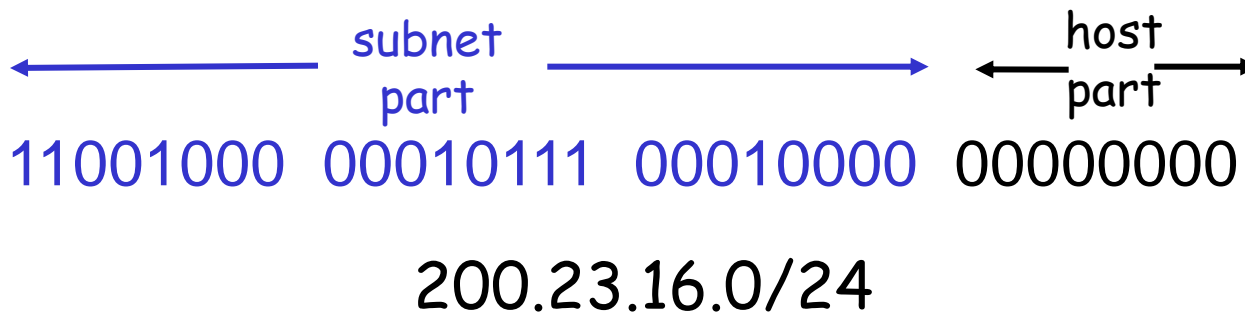
- ❑ Detach each interface from router, host
- ❑ Create "islands" of isolated networks

Interconnected system consisting of six networks



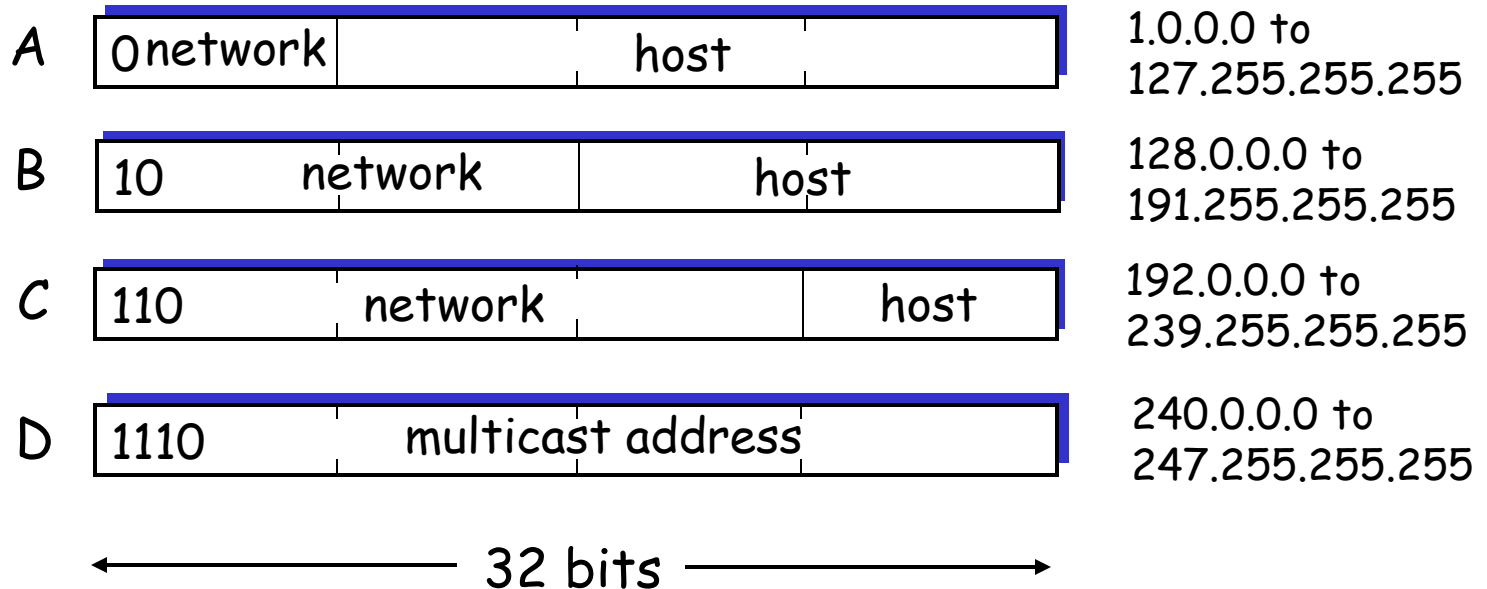
IP networks: Subnets

- ❑ Sub divide address space
 - network part
 - host address
- ❑ Address format: **a.b.c.d/x**, where x is # bits in subnet portion of address



Fixed subnetting (classful)

class



Address management

- ❑ Problem: We are running out of networks
- ❑ Solution (a):
 - Subnetting:** E.g., Class B Host field (16 bits) is subdivided into <subnet;host> fields
- ❑ Solution (b):
 - CIDR** (Classless Inter Domain Routing)

CIDR

CIDR: Classless InterDomain Routing

□ Motivation

- Class A is too large, Class C is too small
- Everyone had a Class B address!!!

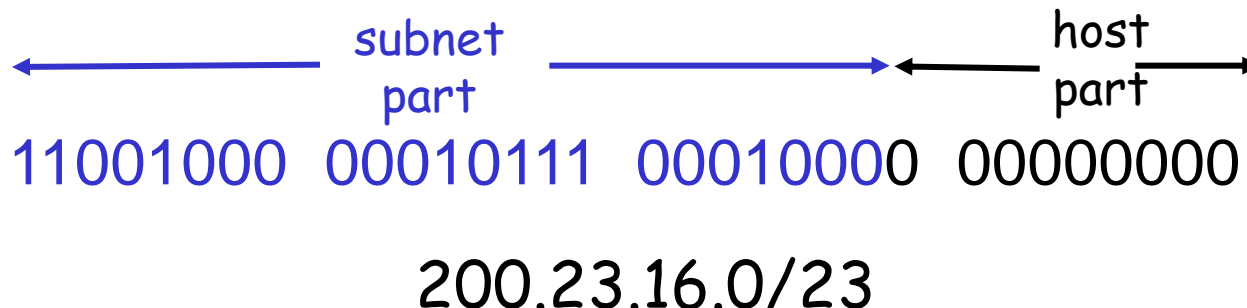
□ Solution:

- Sites are given contiguous blocks of class-C addresses (256 addresses each) and a mask or parts of former class A/B networks.

CIDR (2.)

CIDR: Classless InterDomain Routing

- ❑ Subnet portion of address of arbitrary length
- ❑ Address format: **a.b.c.d/x**, where x is # bits in subnet portion of address



IP addresses: How to get one?

Q: How does *host* get IP address?

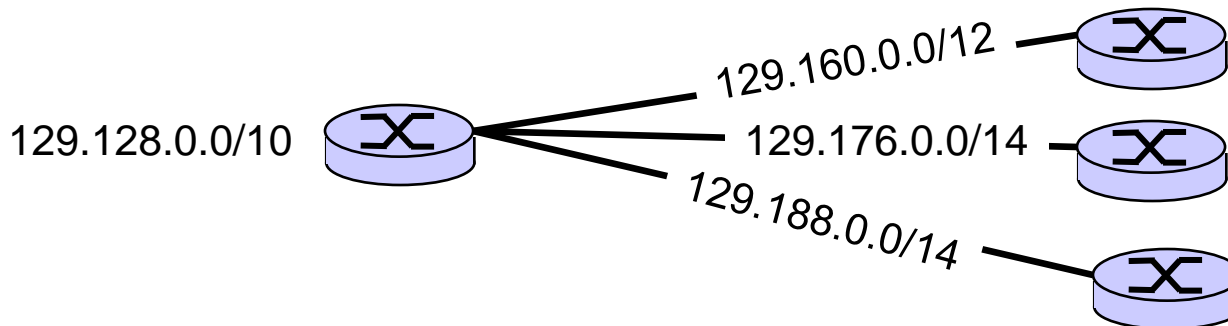
- ❑ Hard-coded by system admin in a file
 - Wintel: Control Panel → Network → Configuration → TCP/IP → Properties
 - UNIX: /etc/rc.config
- ❑ **DHCP: Dynamic Host Configuration Protocol:** dynamically get address from as server
 - “Plug-and-play”
- ❑ IP / Subnets allocated by provider (RIPE/ARIN/...)

Hierarchical address structure

□ Recall: CIDR

128.119.48.12/18 = $\overbrace{10000000\ 01110111\ 00110000\ 00001100}^{18\ \text{relevant bits}}$

- High order bits form the **prefix**
- Once inside the network, can **subnet**: divide remaining bits
- Subnet example:



Note: picture shows prefix masks, not interface addrs!

□ Forwarding decision: Longest prefix match

Forwarding vs. routing

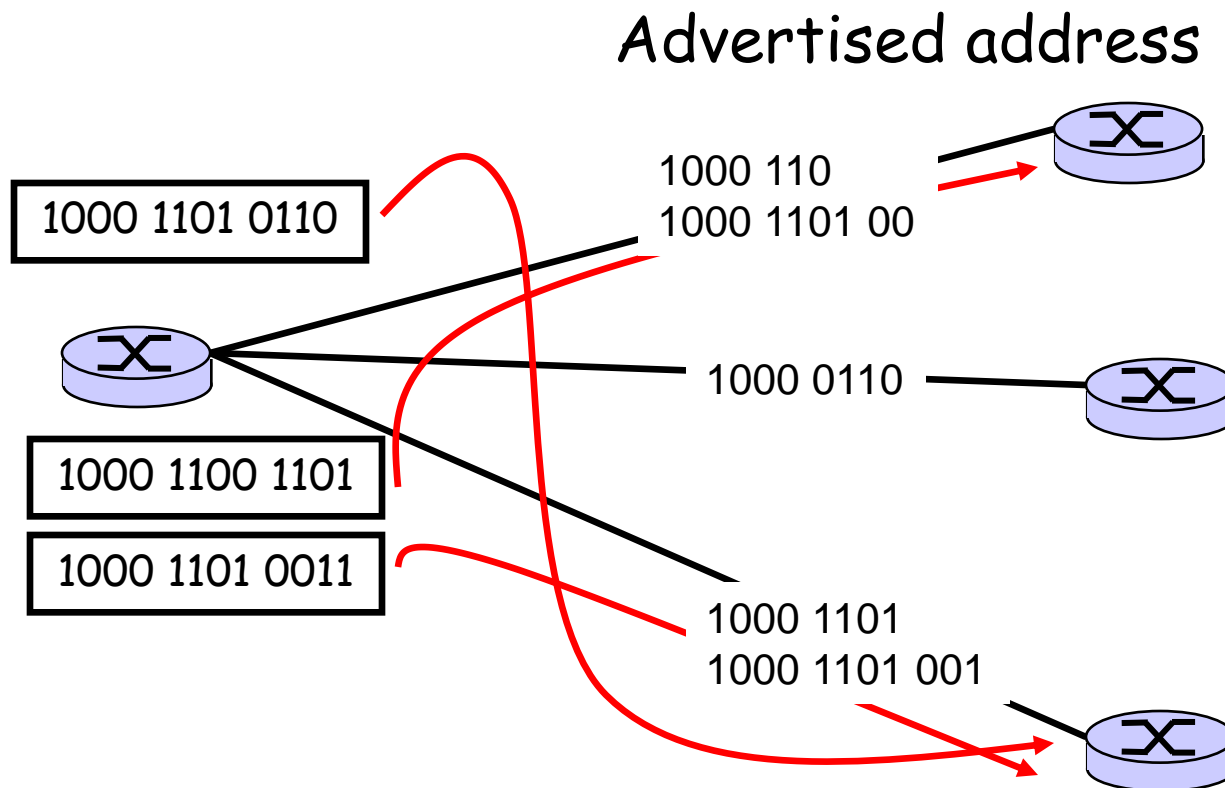
- **Forwarding:** the process of moving packets from input to output
 - The forwarding table
 - Information in the packet

- **Routing:** process by which the forwarding table is built and maintained
 - One or more routing protocols
 - Procedures (algorithms) to convert routing info to forwarding table.

(More later ...)

Forwarding with CIDR

- ❑ Packet should be sent toward the interface with the **longest matching prefix**



Lookup: Longest prefix match

- ❑ Forwarding table:
<Network>/<mask> <next-hop>
- ❑ IP Packets: destination IP address
 - Find next-hop via longest prefix match
- ❑ Example:

Forwarding table

134.96.252.0/24	A
134.96.0.0/16	C
134.96.240.0/20	B
134.96.252.192/28	B
134.96.252.128/28	A

Packets

134.96.252.200
134.96.254.2
134.96.239.200
134.97.239.200
134.96.252.191

IP addressing: The last word ...

Q: How does an ISP get block of addresses?

A: **ICANN**: Internet Corporation for Assigned Names and Numbers

- allocates addresses
- manages DNS
- assigns domain names, resolves disputes

Q: What do I do if I don't have a public address?

A: **Private IP addresses** (RFC 1918)

- 10/8
- 172.16/12
- 192.168/16

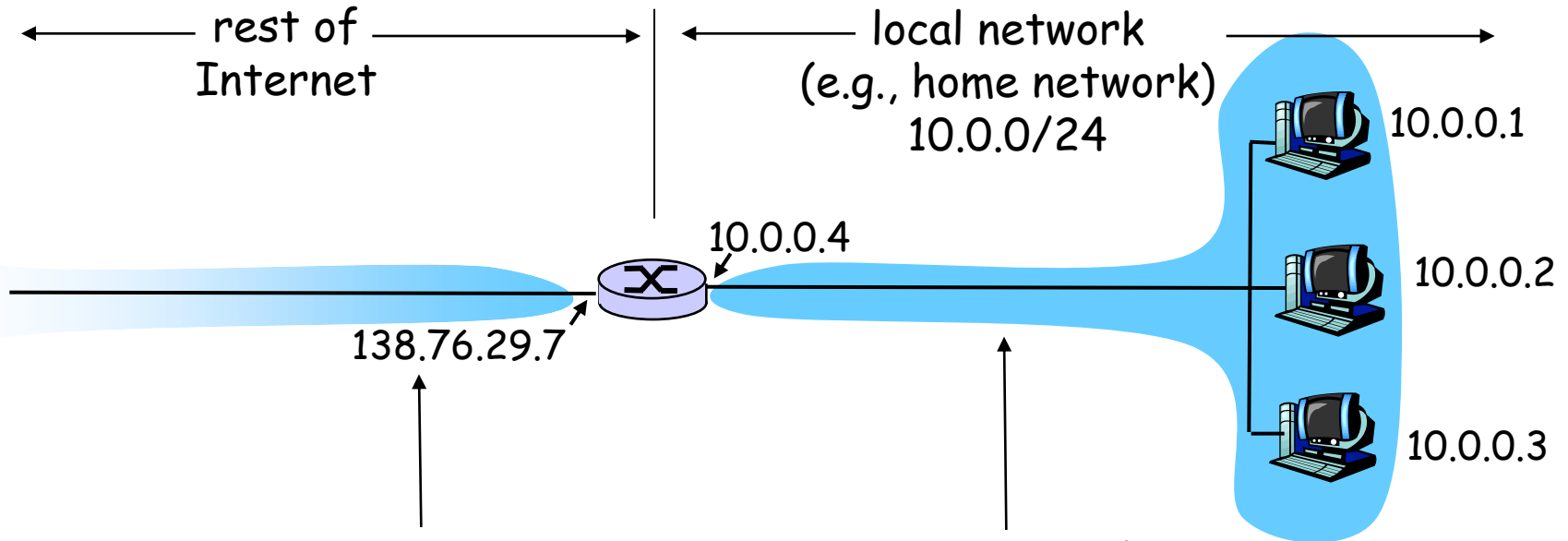
❑ Private use only – not routable in the Internet

NAT: Network address translation

Motivation: Local network uses just one IP address as far as outside world is concerned:

- Just one IP address for all devices
- Not needed range of addresses from ISP

NAT: Network address translation (2.)



All datagrams *leaving* local network have *same* single source NAT IP address: 138.76.29.7, different source port numbers

Datagrams with source or destination in this network have 10.0.0/24 address for source, destination (as usual)

NAT: Network address translation (3.)

Motivation: Local network uses just one IP address as far as outside world is concerned:

- Range of addresses not needed from ISP:
just one IP address for all devices
- Can change addresses of devices in local network without notifying outside world
- Can change ISP without changing addresses of devices in local network
- Devices inside local net not explicitly addressable, visible by outside world (a security plus).

NAT: Network address translation (4.)

Implementation: NAT router must:

- *Outgoing datagrams: Replace* (source IP address, port #) of every outgoing datagram to (NAT IP address, new port #)
 - . . . remote clients/servers will respond using (NAT IP address, new port #) as destination addr.
- *Remember (in NAT translation table)* every (source IP address, port #) to (NAT IP address, new port #) translation pair
- *Incoming datagrams: Replace* (NAT IP address, new port #) in dest fields of every incoming datagram with corresponding (source IP address, port #) stored in NAT table

NAT: Network address translation (5.)

NAT translation table	
WAN side addr	LAN side addr
138.76.29.7, 5001	10.0.0.1, 3345
.....

1: host 10.0.0.1 sends datagram to 128.119.40.186, 80

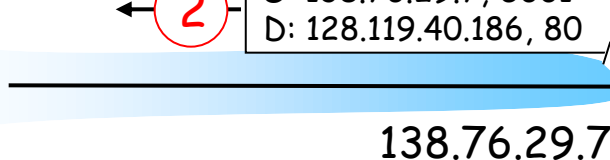
S: 10.0.0.1, 3345
D: 128.119.40.186, 80

1

2: NAT router changes datagram source addr from 10.0.0.1, 3345 to 138.76.29.7, 5001, updates table

S: 138.76.29.7, 5001
D: 128.119.40.186, 80

2



S: 128.119.40.186, 80
D: 138.76.29.7, 5001

3

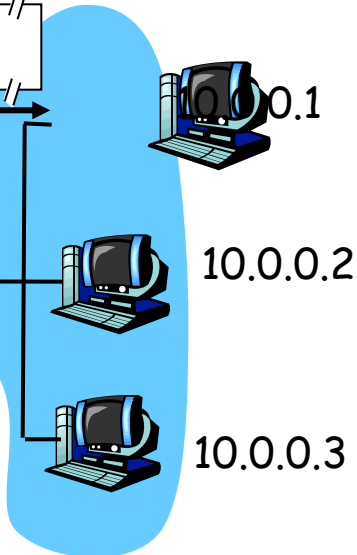
3: Reply arrives dest. address: 138.76.29.7, 5001

10.0.0.4

S: 128.119.40.186, 80
D: 10.0.0.1, 3345

4

4: NAT router changes datagram dest addr from 138.76.29.7, 5001 to 10.0.0.1, 3345



NAT: Network address translation (6.)

- ❑ 16-bit port-number field:
 - 60,000 simultaneous connections with a single LAN-side address!
- ❑ NAT is controversial:
 - Routers should only process up to layer 3
 - Violates end-to-end argument
 - NAT possibility must be taken into account by app designers, e.g., P2P applications
 - Address shortage should instead be solved by IPv6