



Crypto Basics 2

Public Key Cryptography
Public key exchange: Diffie-Hellmann

What is a cryptosystem?

- $K = \{0,1\}^l$
- $P = \{0,1\}^m$
- $C' = \{0,1\}^n, C \subseteq C'$

- $E: P \times K \rightarrow C$
- $D: C \times K \rightarrow P$

- $\forall p \in P, k \in K: D(E(p,k),k) = p$
 - It is *infeasible* to find inversion $F: P \times C \rightarrow K$

Lets start again!

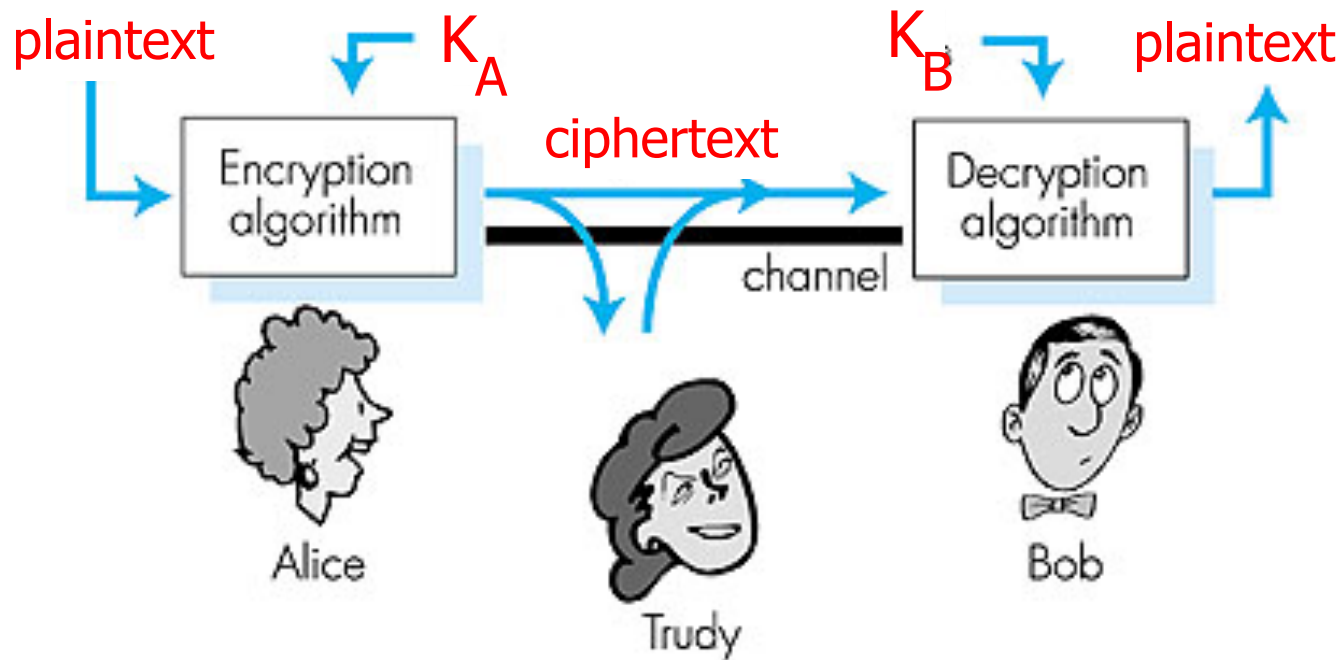
This time in English ...

What is a cryptosystem?

- A pair of algorithms that take a **key** and convert **plaintexts** to **ciphertexts** and backwards later
 - **Plaintext:** text to be protected
 - **Ciphertext:** should appear like random

- Requires sophisticated math!
 - Do not try to design your own algorithms!

The language of cryptography



- ❑ **Symmetric or secret key crypto:**
sender and receiver keys are identical and **secret**
- ❑ **Asymmetric or Public-key crypto:**
encrypt key public, decrypt key secret

Private-Key Cryptography

- ❑ traditional **private/secret/single key** cryptography uses **one** key
- ❑ shared by both sender and receiver
- ❑ if this key is disclosed communications are compromised
- ❑ also is **symmetric**, parties are equal
- ❑ hence does not protect sender from receiver forging a message & claiming is sent by sender

Public-Key Cryptography

- ❑ probably most significant advance in the 3000 year history of cryptography
- ❑ uses **two** keys –
 - a public & a private key
- ❑ **asymmetric** since parties are **not** equal
- ❑ uses clever application of number theoretic concepts to function
- ❑ complements **rather than** replaces private key crypto

Why Public-Key Cryptography?

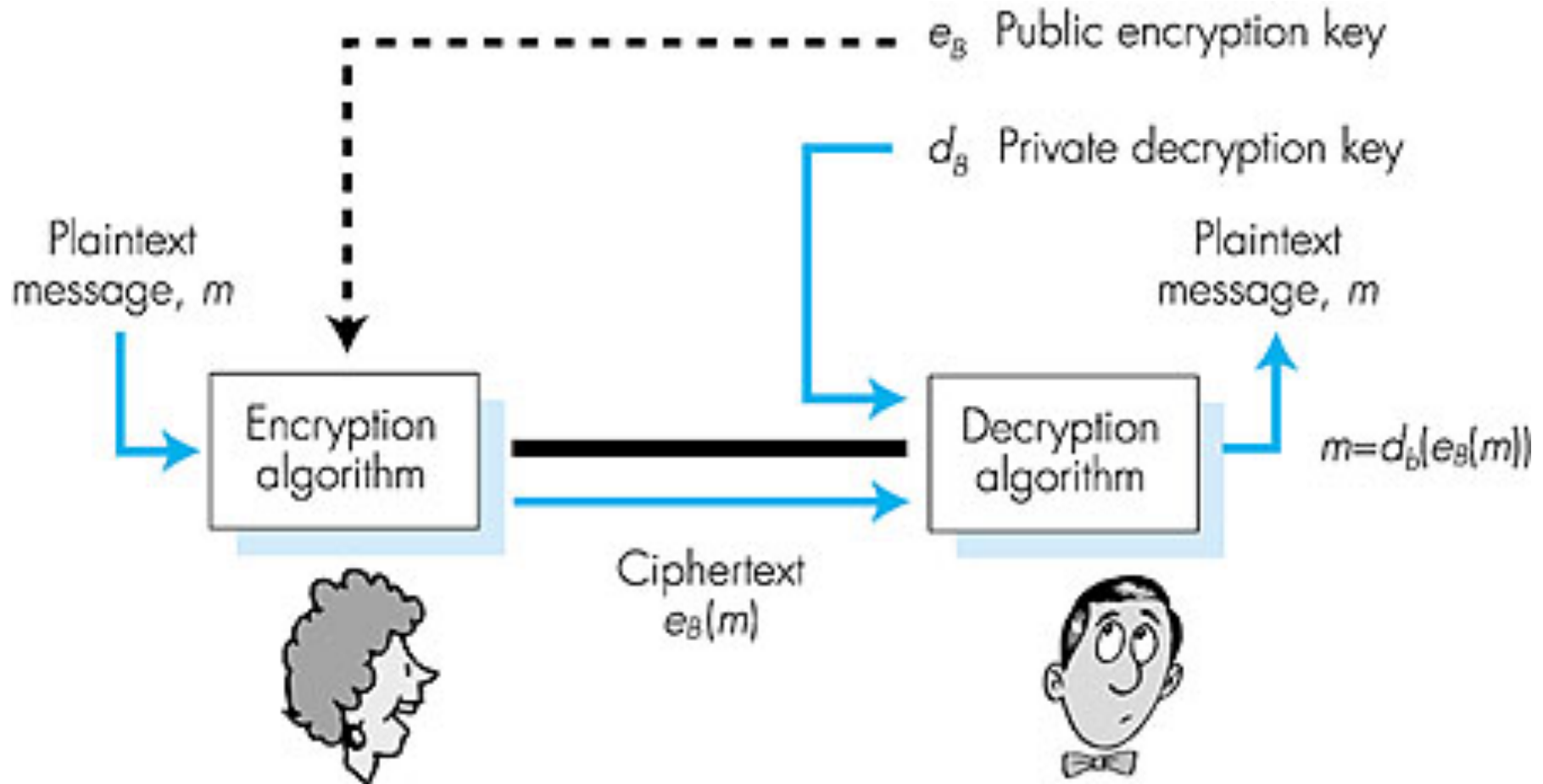
- ❑ developed to address two key issues:
 - **key distribution** – how to have secure communications in general without having to trust a KDC with your key
 - **digital signatures** – how to verify a message comes intact from the claimed sender
- ❑ public invention due to Whitfield Diffie & Martin Hellman at Stanford Uni in 1976
 - known earlier in classified community

Public-Key Cryptography

- ❑ **public-key/two-key/asymmetric** cryptography involves the use of **two** keys:
 - a **public-key**, which may be known by anybody, and can be used to **encrypt messages**, and **verify signatures**
 - a **private-key**, known only to the recipient, used to **decrypt messages**, and **sign** (create) **signatures**

- ❑ is **asymmetric** because
 - those who encrypt messages or verify signatures **cannot** decrypt messages or create signatures

Public key cryptography



Public-Key Characteristics

- ❑ Public-Key algorithms rely on two keys where:
 - it is computationally infeasible to find decryption key knowing only algorithm & encryption key
 - it is computationally easy to en/decrypt messages when the relevant (en/decrypt) key is known
 - either of the two related keys can be used for encryption, with the other used for decryption (for some algorithms)

Public-Key Applications

- ❑ can classify uses into 3 categories:
 - **encryption/decryption** (provide secrecy)
 - **digital signatures** (provide authentication)
 - **key exchange** (of session keys)

- ❑ some algorithms are suitable for all uses, others are specific to one

Security of Public Key Schemes

- ❑ like private key schemes brute force **exhaustive search** attack is always theoretically possible
- ❑ but keys used are too large (>512bits)
- ❑ security relies on a **large enough** difference in difficulty between **easy** (en/decrypt) and **hard** (crypt-analyse) problems
- ❑ more generally the **hard** problem is known, but is made hard enough to be impractical to break
- ❑ requires the use of **very large numbers**
- ❑ hence is **slow** compared to private key schemes

Public Key Cryptography

Symmetric key crypto

- ❑ Requires sender, receiver to know shared secret key
- ❑ Q: how to agree on key in first place (particularly if never “met”)?
- ❑ Q: what if key is stolen?
- ❑ Q: what if you run out of keys?
- ❑ Q: what if A doesn't know she wants to talk to B?

Public key cryptography

- ❑ Radically different approach [Diffie-Hellman76, RSA78]
- ❑ Sender, receiver do *not* share secret key
- ❑ Encryption key *public* (known to *all*)
- ❑ Decryption key private (known only to receiver)
- ❑ Allows parties to communicate without prearrangement

Prime Numbers

- ❑ prime numbers only have divisors of 1 and self
 - they cannot be written as a product of other numbers
 - note: 1 is prime, but is generally not of interest
- ❑ eg. 2,3,5,7 are prime, 4,6,8,9,10 are not
- ❑ prime numbers are central to number theory
- ❑ list of prime number less than 200 is:

2 3 5 7 11 13 17 19 23 29 31 37 41 43 47 53 59 61
67 71 73 79 83 89 97 101 103 107 109 113 127 131
137 139 149 151 157 163 167 173 179 181 191 193
197 199

Relatively Prime Numbers & GCD

- two numbers a, b are **relatively prime** if have **no common divisors** apart from 1
 - eg. 8 & 15 are relatively prime since factors of 8 are 1,2,4,8 and of 15 are 1,3,5,15 and 1 is the only common factor
- conversely can determine the greatest common divisor by comparing their prime factorizations and using least powers
 - eg. $300=2^1 \times 3^1 \times 5^2$ $18=2^1 \times 3^2$ hence $\text{GCD}(18, 300) = 2^1 \times 3^1 \times 5^0 = 6$

Fermat's Theorem

□ $a^{p-1} = 1 \pmod{p}$

○ where p is prime and $\gcd(a, p) = 1$

□ also known as Fermat's Little Theorem

□ also $a^p = a \pmod{p}$

□ useful in public key and primality testing

Euler Totient Function $\phi(n)$

- ❑ when doing arithmetic modulo n
- ❑ **complete set of residues** is: $0 \dots n-1$
- ❑ **reduced set of residues** is those numbers (residues) which are relatively prime to n
 - eg for $n=10$,
 - complete set of residues is $\{0,1,2,3,4,5,6,7,8,9\}$
 - reduced set of residues is $\{1,3,7,9\}$
- ❑ number of elements in reduced set of residues is called the **Euler Totient Function $\phi(n)$**

Euler Totient Function $\phi(n)$

□ to compute $\phi(n)$ need to count number of residues to be excluded

□ in general need prime factorization, but

○ for p (p prime) $\phi(p) = p-1$

○ for $p.q$ (p,q prime) $\phi(pq) = (p-1) \times (q-1)$

□ eg.

$$\phi(37) = 36$$

$$\phi(21) = (3-1) \times (7-1) = 2 \times 6 = 12$$

Euler's Theorem

□ a generalisation of Fermat's Theorem

□ $a^{\phi(n)} = 1 \pmod{n}$

○ for any a, n where $\gcd(a, n) = 1$

□ eg.

$$a=3; n=10; \phi(10)=4;$$

$$\text{hence } 3^4 = 81 = 1 \pmod{10}$$

$$a=2; n=11; \phi(11)=10;$$

$$\text{hence } 2^{10} = 1024 = 1 \pmod{11}$$

Primitive Roots

- ❑ from Euler's theorem have $a^{\phi(n)} \pmod n = 1$
- ❑ consider $a^m = 1 \pmod n$, $\text{GCD}(a, n) = 1$
 - must exist for $m = \phi(n)$ but may be smaller
 - once powers reach m , cycle will repeat
- ❑ if smallest is $m = \phi(n)$ then a is called a **primitive root** or **generating element**
- ❑ if p is prime, then successive powers of a "generate" the group $\pmod p$
- ❑ these are useful but relatively hard to find

Discrete Logarithms

- the inverse problem to exponentiation is to find the **discrete logarithm** of a number modulo p
- that is to find x such that $y = g^x \pmod{p}$
- this is written as $x = \log_g y \pmod{p}$
- if g is a primitive root then it always exists, otherwise it may not, eg.
 - $x = \log_3 4 \pmod{13}$ has no answer
 - $x = \log_2 3 \pmod{13} = 4$ by trying successive powers
- whilst exponentiation is relatively easy, finding discrete logarithms is generally a **hard** problem

Public-Key distribution of Secret Keys

- ❑ use previous methods to obtain public-key
- ❑ can use for secrecy or authentication
- ❑ but public-key algorithms are slow
- ❑ so usually want to use private-key encryption to protect message contents
- ❑ hence need a session key
- ❑ have several alternatives for negotiating a suitable session

Diffie-Hellman Key Exchange

- ❑ first public-key type scheme proposed
- ❑ by Diffie & Hellman in 1976 along with the exposition of public key concepts
 - note: now known that Williamson (UK CESG) secretly proposed the concept in 1970
- ❑ is a practical method for public exchange of a secret key
- ❑ used in a number of commercial products

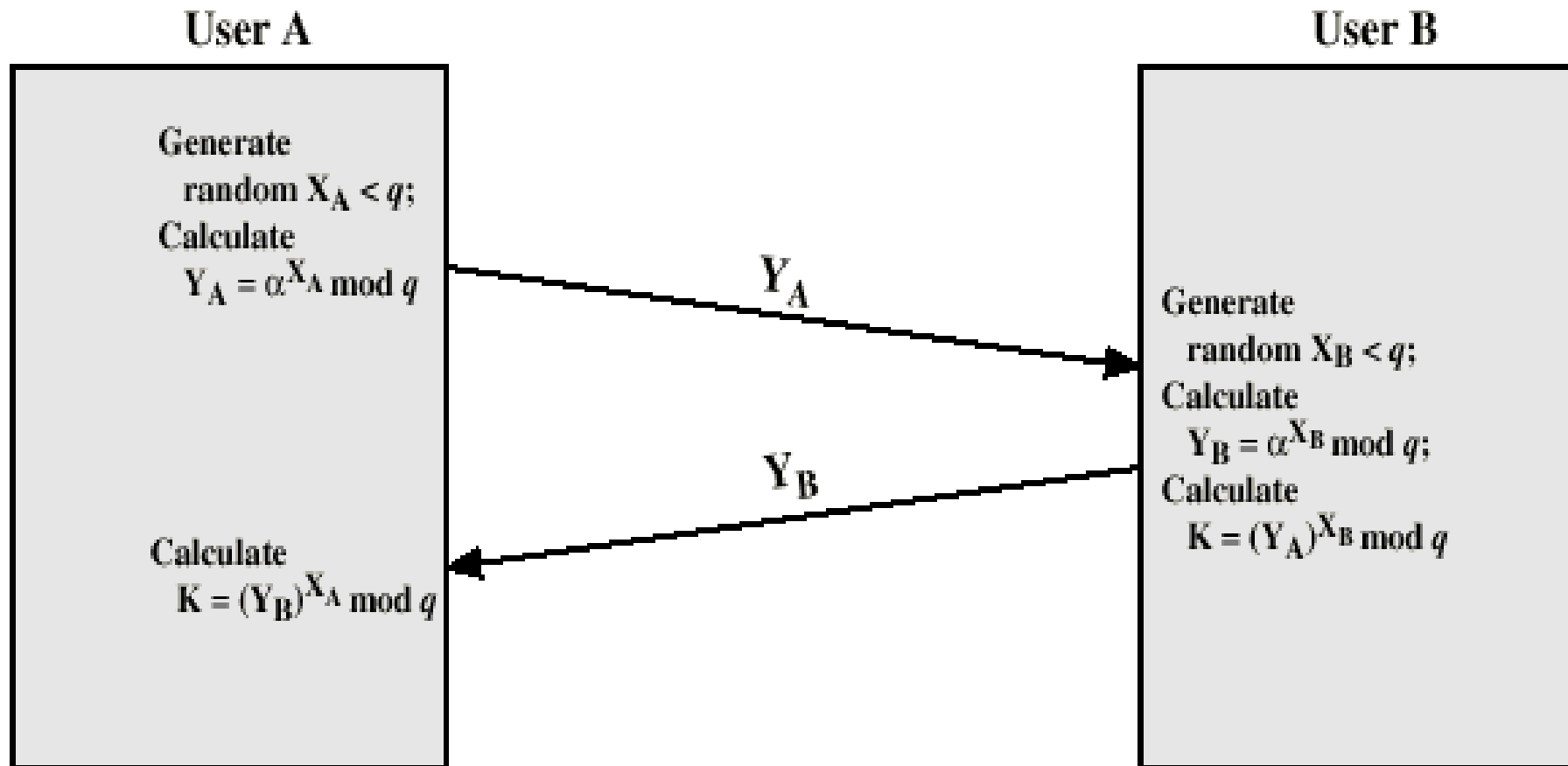
Diffie-Hellman Key Exchange

- ❑ a public-key distribution scheme
 - cannot be used to exchange an arbitrary message
 - rather it can establish a common key
 - known only to the two participants
- ❑ value of key depends on the participants (and their private and public key information)
- ❑ based on exponentiation in a finite (Galois) field (modulo a prime or a polynomial) – seems easy at first sight
- ❑ security relies on the difficulty of computing discrete logarithms (similar to factoring) – hard

Diffie-Hellman Setup

- all users agree on global parameters:
 - large prime integer or polynomial q
 - a being a primitive root mod q
- each user (eg. A) generates their key
 - chooses a secret key (number): $x_A < q$
 - compute their **public key**:
$$Y_A = a^{x_A} \text{ mod } q$$
- each user makes public that key Y_A

Diffie-Hellman Key Exchange



Diffie-Hellman Key Exchange

- shared session key for users A & B is K_{AB} :

$$\begin{aligned} K_{AB} &= a^{x_A \cdot x_B} \pmod q \\ &= y_A^{x_B} \pmod q \quad (\text{which } \mathbf{B} \text{ can compute}) \\ &= y_B^{x_A} \pmod q \quad (\text{which } \mathbf{A} \text{ can compute}) \end{aligned}$$

- K_{AB} is used as session key in private-key encryption scheme between Alice and Bob
- if Alice and Bob subsequently communicate, they will have the **same** key as before, unless they choose new public-keys
- attacker needs an x , thus must solve discrete log, logarithm modulo q , i.e., compute x_A from $y_A = a^{x_A}$

Diffie-Hellman Example

- users Alice & Bob who wish to swap keys:
- agree on prime $q=353$ and $a=3$
- select random secret keys:
 - A chooses $x_A=97$, B chooses $x_B=233$
- compute respective public keys:
 - $y_A=3^{97} \bmod 353 = 40$ (Alice)
 - $y_B=3^{233} \bmod 353 = 248$ (Bob)
- compute shared session key as:
 - $K_{AB} = y_B^{x_A} \bmod 353 = 248^{97} = 160$ (Alice)
 - $K_{AB} = y_A^{x_B} \bmod 353 = 40^{233} = 160$ (Bob)

Key Exchange Protocols

- ❑ users could create random private/public D-H keys each time they communicate
- ❑ users could create a known private/public D-H key and publish in a directory, then consulted and used to securely communicate with them
- ❑ both of these are vulnerable to a meet-in-the-Middle Attack
- ❑ authentication of the keys is needed
 - Next lectures more on this!

Summary

- Have considered:
 - Principle of Public Key Cryptography
 - Number Theory basics
 - Diffie-Hellmann Key exchange